
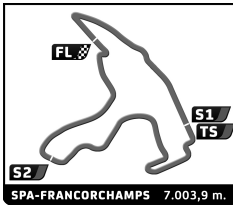


# SPA RACING FESTIVAL

## Caterham R300 Results Booklet





## Caterham R300 SPA RACING FESTIVAL Qualifying

### Final Classification

Nr.	Driver	Nat	Team	Car	Time	Lap Total	Gap	Kph
1	178 Danny WINSTANLEY		IND		uk	<b>2:42.761</b>	3 7 - -	<b>154.9</b>
2	15 Adrien PAVIOT		CCF		AS	<b>2:43.499</b>	4 9 +0.738 +0.738	<b>154.2</b>
3	92 Olivier LOÏ		ST ELOI		AS	<b>2:43.832</b>	3 9 +1.071 +0.333	<b>153.9</b>
4	74 J.Philippe GOSSIAUX		ST ELOI		AS	<b>2:43.885</b>	3 10 +1.124 +0.053	<b>153.9</b>
5	64 Mayeul BOURDAT		BIG BAZAR		A	<b>2:44.064</b>	4 9 +1.303 +0.179	<b>153.7</b>
6	9 Henri BIZET		PALM		AS	<b>2:44.351</b>	2 9 +1.590 +0.287	<b>153.4</b>
7	48 Alain GIRARDOT		CCF		BS	<b>2:44.457</b>	9 10 +1.696 +0.106	<b>153.3</b>
8	3 Rémi SAUGET		PALM		AS	<b>2:44.474</b>	5 10 +1.713 +0.017	<b>153.3</b>
9	75 Alexandre PINTO		ST ELOI		AS	<b>2:44.505</b>	9 10 +1.744 +0.031	<b>153.3</b>
10	166 Damian MILKINS		IND		uk	<b>2:44.626</b>	5 9 +1.865 +0.121	<b>153.2</b>
11	23 Pascal WEHRLÉN		PALM		AS	<b>2:44.760</b>	7 9 +1.999 +0.134	<b>153.0</b>
12	98 Olivier GUERIN		CCF		AS	<b>2:44.762</b>	8 9 +2.001 +0.002	<b>153.0</b>
13	63 Frédéric ALLAIRE		IND		A	<b>2:45.033</b>	4 10 +2.272 +0.271	<b>152.8</b>
14	16 Cyrille BALIKI		PALM		AS	<b>2:45.090</b>	6 10 +2.329 +0.057	<b>152.7</b>
15	40 Alexis GRONIER		DOG RACING		A	<b>2:45.099</b>	3 10 +2.338 +0.009	<b>152.7</b>
16	18 Julien GORSE		IND		AS	<b>2:45.266</b>	3 9 +2.505 +0.167	<b>152.6</b>
17	99 Hervé CORDEL		CCF		A	<b>2:45.332</b>	6 9 +2.571 +0.066	<b>152.5</b>
18	69 Philippe QUETAUD		CCF		AS	<b>2:45.628</b>	7 9 +2.867 +0.296	<b>152.2</b>
19	4 Bruno GEORGEON		CCF		A	<b>2:45.831</b>	7 9 +3.070 +0.203	<b>152.0</b>
20	70 Thomas BOUTERIN		IND		AS	<b>2:45.896</b>	2 9 +3.135 +0.065	<b>152.0</b>
21	07 Christophe GAULTIER		CCF		AS	<b>2:46.048</b>	3 3 +3.287 +0.152	<b>151.8</b>
22	12 Arnaud GRIFFON		PALM		AS	<b>2:46.089</b>	6 8 +3.328 +0.041	<b>151.8</b>
23	20 Franck CHAHINIAN		PALM		AS	<b>2:46.400</b>	4 9 +3.639 +0.311	<b>151.5</b>
24	29 Eric MOUSSIER		IND		A	<b>2:46.636</b>	3 9 +3.875 +0.236	<b>151.3</b>
25	76 Philippe GOSSIAUX		ST ELOI		BS	<b>2:46.695</b>	5 9 +3.934 +0.059	<b>151.3</b>
26	60 Francis CHATELAIN		PALM		AS	<b>2:46.896</b>	4 9 +4.135 +0.201	<b>151.1</b>
27	17 Arnaud MIGNATELLI		CCF		AS	<b>2:46.906</b>	3 9 +4.145 +0.010	<b>151.1</b>
28	37 Patrick DEHANT		DOG RACING		BS	<b>2:47.045</b>	7 9 +4.284 +0.139	<b>150.9</b>
29	25 Olivier MASSOUTRE		CCF		BS	<b>2:47.151</b>	5 9 +4.390 +0.106	<b>150.8</b>
30	33 Maurice GOUTEYRON		PALM		BS	<b>2:47.260</b>	2 9 +4.499 +0.109	<b>150.7</b>
31	14 J.Paul GOBBA		CCF		BS	<b>2:47.410</b>	9 9 +4.649 +0.150	<b>150.6</b>
32	28 Claude ANOUILH		CCF		AS	<b>2:47.506</b>	7 9 +4.745 +0.096	<b>150.5</b>
33	30 Bruno AVEQUE		PALM		AS	<b>2:47.518</b>	9 9 +4.757 +0.012	<b>150.5</b>
34	26 Bruno FOURE		CCF		BS	<b>2:47.707</b>	3 9 +4.946 +0.189	<b>150.3</b>
35	71 Laurent BOUTERIN		IND		A	<b>2:47.955</b>	4 9 +5.194 +0.248	<b>150.1</b>
36	24 Gilles DELAROCHEFORDIERE		CCF		AS	<b>2:48.062</b>	2 7 +5.301 +0.107	<b>150.0</b>
37	87 Yann GASPARINI		ST ELOI		A	<b>2:48.079</b>	3 9 +5.318 +0.017	<b>150.0</b>
38	57 Philippe SIMON		PALM		BS	<b>2:48.202</b>	9 9 +5.441 +0.123	<b>149.9</b>
39	5 Pierre REYPIN		ROSSELSP		AS	<b>2:48.212</b>	7 9 +5.451 +0.010	<b>149.9</b>
40	38 Claude BOUEIX		DOG RACING		BS	<b>2:48.618</b>	9 9 +5.857 +0.406	<b>149.5</b>
41	72 Nicolas COTTANCIN		CCF		AS	<b>2:48.762</b>	8 9 +6.001 +0.144	<b>149.4</b>
42	32 Jean MIGNATELLI		CCF		BS	<b>2:49.509</b>	4 9 +6.748 +0.747	<b>148.7</b>
43	8 Patrick SENARD		CCF		BS	<b>2:49.554</b>	5 9 +6.793 +0.045	<b>148.7</b>
44	73 Philippe LAURENT		ROSSEL SPORT		AS	<b>2:49.659</b>	9 9 +6.898 +0.105	<b>148.6</b>
45	61 Michel CLOUD		CCF		BS	<b>2:49.823</b>	5 9 +7.062 +0.164	<b>148.5</b>
46	49 Rodolphe ARGOUD		ROSSEL SPORT		A	<b>2:50.119</b>	5 9 +7.358 +0.296	<b>148.2</b>
47	44 Gautier NION		CCF		A	<b>2:51.860</b>	8 9 +9.099 +1.741	<b>146.7</b>
48	233 Sylvio BOSSI		CCF		BS	<b>2:52.058</b>	3 9 +9.297 +0.198	<b>146.5</b>

**Fastest Lap** Lap 3 Danny WINSTANLEY **2:42.761** 154.9 Kph


LAPS 5 AND 6 OF CAR N° 72 DELETED DUE TO TRACK LIMITS

Published at: .....

Track Status: **DRY**

Stewards:

Timekeeper:



## Caterham R300


### SPA RACING FESTIVAL

#### Qualifying

#### Final Classification by 2nd Fastest Lap

Driver	Team	Vehicle	Time	Gap
1 178 Danny WINSTANLEY	IND	uk	<b>2:42.865</b>	-
2 15 Adrien PAVIOT	CCF	AS	<b>2:43.525</b>	+0.660
3 64 Mayeul BOURDAT	BIG BAZAR	A	<b>2:44.322</b>	+1.457
4 3 Rémi SAUGET	PALM	AS	<b>2:44.616</b>	+1.751
5 74 J.Philippe GOSSIAUX	ST ELOI	AS	<b>2:44.667</b>	+1.802
6 75 Alexandre PINTO	ST ELOI	AS	<b>2:44.723</b>	+1.858
7 166 Damian MILKINS	IND	uk	<b>2:44.788</b>	+1.923
8 23 Pascal WEHRLÉN	PALM	AS	<b>2:44.805</b>	+1.940
9 9 Henri BIZET	PALM	AS	<b>2:44.863</b>	+1.998
10 98 Olivier GUERIN	CCF	AS	<b>2:45.119</b>	+2.254
11 48 Alain GIRARDOT	CCF	BS	<b>2:45.215</b>	+2.350
12 40 Alexis GRONIER	DOG RACING	A	<b>2:45.309</b>	+2.444
13 63 Frédéric ALLAIRE	IND	A	<b>2:45.337</b>	+2.472
14 92 Olivier LOÏ	ST ELOI	AS	<b>2:45.421</b>	+2.556
15 18 Julien GORSE	IND	AS	<b>2:45.468</b>	+2.603
16 16 Cyrille BALIKI	PALM	AS	<b>2:45.598</b>	+2.733
17 69 Philippe QUETAUD	CCF	AS	<b>2:45.659</b>	+2.794
18 99 Hervé CORDEL	CCF	A	<b>2:46.168</b>	+3.303
19 70 Thomas BOUTERIN	IND	AS	<b>2:46.270</b>	+3.405
20 4 Bruno GEORGEON	CCF	A	<b>2:46.479</b>	+3.614
21 12 Arnaud GRIFFON	PALM	AS	<b>2:46.512</b>	+3.647
22 29 Eric MOUSSIER	IND	A	<b>2:46.662</b>	+3.797
23 60 Francis CHATELAIN	PALM	AS	<b>2:47.043</b>	+4.178
24 20 Franck CHAHINIAN	PALM	AS	<b>2:47.123</b>	+4.258
25 76 Philippe GOSSIAUX	ST ELOI	BS	<b>2:47.264</b>	+4.399
26 07 Christophe GAULTIER	CCF	AS	<b>2:47.319</b>	+4.454
27 33 Maurice GOUTEYRON	PALM	BS	<b>2:47.439</b>	+4.574
28 25 Olivier MASSOUTRE	CCF	BS	<b>2:47.457</b>	+4.592
29 14 J.Paul GOBBA	CCF	BS	<b>2:47.470</b>	+4.605
30 30 Bruno AVEQUE	PALM	AS	<b>2:47.521</b>	+4.656
31 17 Arnaud MIGNATELLI	CCF	AS	<b>2:47.950</b>	+5.085
32 37 Patrick DEHANT	DOG RACING	BS	<b>2:48.135</b>	+5.270
33 71 Laurent BOUTERIN	IND	A	<b>2:48.186</b>	+5.321
34 26 Bruno FOURE	CCF	BS	<b>2:48.253</b>	+5.388
35 28 Claude ANOUILH	CCF	AS	<b>2:48.380</b>	+5.515
36 87 Yann GASPARINI	ST ELOI	A	<b>2:48.407</b>	+5.542
37 57 Philippe SIMON	PALM	BS	<b>2:48.555</b>	+5.690
38 5 Pierre REYPIN	ROSSELS	AS	<b>2:48.902</b>	+6.037
39 38 Claude BOUEIX	DOG RACING	BS	<b>2:48.933</b>	+6.068
40 24 Gilles DELAROCHEFORDIE	CCF	AS	<b>2:49.429</b>	+6.564
41 72 Nicolas COTTANCIN	CCF	AS	<b>2:49.707</b>	+6.842
42 32 Jean MIGNATELLI	CCF	BS	<b>2:49.842</b>	+6.977
43 8 Patrick SENARD	CCF	BS	<b>2:50.401</b>	+7.536
44 49 Rodolphe ARGOUÉ	ROSSEL SPORT	A	<b>2:50.408</b>	+7.543
45 61 Michel CLOUD	CCF	BS	<b>2:51.015</b>	+8.150
46 73 Philippe LAURENT	ROSSEL SPORT	AS	<b>2:51.158</b>	+8.293
47 44 Gautier NION	CCF	A	<b>2:51.903</b>	+9.038
48 233 Sylvio BOSSI	CCF	BS	<b>2:53.128</b>	+10.263

**Fastest Lap** Lap 3 Danny WINSTANLEY **2:42.761** 154.9 Kph



**Caterham R300**  
SPA RACING FESTIVAL  
Qualifying

Final Classification by 2nd Fastest Lap

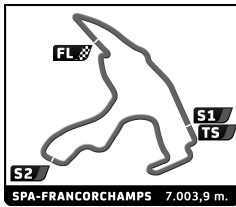
Driver	Team	Vehicle	Time	Gap
--------	------	---------	------	-----

LAPS 5 AND 6 OF CAR N° 72 DELETED DUE TO TRACK LIMITS

Published at: .....

Track Status: **DRY**


<b>Stewards:</b>	<b>Timekeeper:</b>
------------------	--------------------



## Caterham R300 SPA RACING FESTIVAL Qualifying

### Best Sector Times

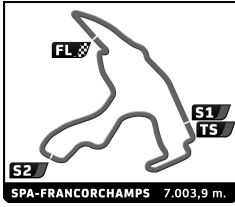
SECTOR 1			SECTOR 2			SECTOR 3				
Pos	Driver	Time	Driver	Time	Driver	Time	Pos	Driver	Ideal Lap	Best Lap
1	178 D.WINSTANLEY	46.324	178 D.WINSTANLEY	1:13.354	178 D.WINSTANLEY	41.666	1	178 D.WINSTANLEY	2:41.344	2:42.761 (1)
2	166 D.MILKINS	46.835	3 R.SAUGET	1:13.873	92 O.LOÏ	41.766	2	15 A.PAVIOT	2:43.123	2:43.499 (2)
3	64 M.BOURDAT	46.913	15 A.PAVIOT	1:14.000	20 F.CHAHINIAN	41.901	3	3 R.SAUGET	2:43.247	2:44.474 (8)
4	48 A.GIRARDOT	46.995	92 O.LOÏ	1:14.063	40 A.GRONIER	41.937	4	166 D.MILKINS	2:43.299	2:44.626 (10)
5	15 A.PAVIOT	47.096	64 M.BOURDAT	1:14.072	74 J.GOSSIAUX	41.937	5	64 M.BOURDAT	2:43.337	2:44.064 (5)
6	3 R.SAUGET	47.395	75 A.PINTO	1:14.092	3 R.SAUGET	41.979	6	92 O.LOÏ	2:43.366	2:43.832 (3)
7	63 F.ALLAIRE	47.437	74 J.GOSSIAUX	1:14.100	15 A.PAVIOT	42.027	7	48 A.GIRARDOT	2:43.577	2:44.457 (7)
8	75 A.PINTO	47.496	9 H.BIZET	1:14.104	63 F.ALLAIRE	42.032	8	74 J.GOSSIAUX	2:43.655	2:43.885 (4)
9	92 O.LOÏ	47.537	18 J.GORSE	1:14.137	75 A.PINTO	42.070	9	75 A.PINTO	2:43.658	2:44.505 (9)
10	14 J.GOBBA	47.599	166 D.MILKINS	1:14.165	18 J.GORSE	42.121	10	18 J.GORSE	2:43.914	2:45.266 (16)
11	74 J.GOSSIAUX	47.618	40 A.GRONIER	1:14.168	98 O.GUERIN	42.128	11	9 H.BIZET	2:43.968	2:44.351 (6)
12	25 O.MASSOUTRE	47.647	23 P.WEHRLEN	1:14.248	9 H.BIZET	42.134	12	63 F.ALLAIRE	2:44.044	2:45.033 (13)
13	69 P.QUETAUD	47.648	48 A.GIRARDOT	1:14.275	16 C.BALIKI	42.266	13	98 O.GUERIN	2:44.126	2:44.762 (12)
14	18 J.GORSE	47.656	98 O.GUERIN	1:14.340	23 P.WEHRLEN	42.294	14	23 P.WEHRLEN	2:44.200	2:44.760 (11)
15	23 P.WEHRLEN	47.658	69 P.QUETAUD	1:14.433	166 D.MILKINS	42.299	15	40 A.GRONIER	2:44.545	2:45.099 (15)
16	98 O.GUERIN	47.658	60 F.CHATELAIN	1:14.518	70 T.BOUTERIN	42.304	16	69 P.QUETAUD	2:44.668	2:45.628 (18)
17	16 C.BALIKI	47.691	63 F.ALLAIRE	1:14.575	48 A.GIRARDOT	42.307	17	16 C.BALIKI	2:44.733	2:45.090 (14)
18	70 T.BOUTERIN	47.727	99 H.CORDEL	1:14.648	64 M.BOURDAT	42.352	18	70 T.BOUTERIN	2:44.783	2:45.896 (20)
19	9 H.BIZET	47.730	12 A.GRIFFON	1:14.737	4 B.GEORGEON	42.377	19	99 H.CORDEL	2:44.954	2:45.332 (17)
20	99 H.CORDEL	47.775	70 T.BOUTERIN	1:14.752	29 E.MOUSSIER	42.392	20	4 B.GEORGEON	2:45.192	2:45.831 (19)
21	33 M.GOUTEYRON	47.821	16 C.BALIKI	1:14.776	30 B.AVEQUE	42.448	21	12 A.GRIFFON	2:45.421	2:46.089 (22)
22	76 P.GOSSIAUX	47.855	4 B.GEORGEON	1:14.795	99 H.CORDEL	42.531	22	29 E.MOUSSIER	2:45.613	2:46.636 (24)
23	26 B.FOURE	47.983	14 J.GOBBA	1:14.798	69 P.QUETAUD	42.587	23	20 F.CHAHINIAN	2:45.711	2:46.400 (23)
24	4 B.GEORGEON	48.020	29 E.MOUSSIER	1:14.809	12 A.GRIFFON	42.594	24	14 J.GOBBA	2:45.786	2:47.410 (31)
25	71 L.BOUTERIN	48.053	30 B.AVEQUE	1:14.859	17 A.MIGNATELLI	42.609	25	33 M.GOUTEYRON	2:45.848	2:47.260 (30)
26	12 A.GRIFFON	48.090	07 C.GAULTIER	1:15.011	60 F.CHATELAIN	42.653	26	76 P.GOSSIAUX	2:45.868	2:46.695 (25)
27	17 A.MIGNATELLI	48.155	33 M.GOUTEYRON	1:15.123	28 C.ANOUILH	42.712	27	30 B.AVEQUE	2:45.933	2:47.518 (33)
28	20 F.CHAHINIAN	48.182	57 P.SIMON	1:15.140	76 P.GOSSIAUX	42.752	28	60 F.CHATELAIN	2:45.965	2:46.896 (26)
29	07 C.GAULTIER	48.246	26 B.FOURE	1:15.232	07 C.GAULTIER	42.791	29	07 C.GAULTIER	2:46.048	2:46.048 (21)
30	38 C.BOUEIX	48.304	76 P.GOSSIAUX	1:15.261	33 M.GOUTEYRON	42.904	30	17 A.MIGNATELLI	2:46.202	2:46.906 (27)
31	73 P.LAURENT	48.398	25 O.MASSOUTRE	1:15.411	37 P.DEHANT	42.912	31	25 O.MASSOUTRE	2:46.289	2:47.151 (29)
32	29 E.MOUSSIER	48.412	37 P.DEHANT	1:15.423	73 P.LAURENT	42.937	32	26 B.FOURE	2:46.291	2:47.707 (34)
33	40 A.GRONIER	48.440	17 A.MIGNATELLI	1:15.438	26 B.FOURE	43.076	33	28 C.ANOUILH	2:46.758	2:47.506 (32)
34	28 C.ANOUILH	48.506	24 G.DELAROCHEFORDIERE	1:15.516	71 L.BOUTERIN	43.076	34	37 P.DEHANT	2:46.925	2:47.045 (28)
35	8 P.SENARD	48.583	28 C.ANOUILH	1:15.540	32 J.MIGNATELLI	43.109	35	71 L.BOUTERIN	2:47.365	2:47.955 (35)
36	37 P.DEHANT	48.590	20 F.CHAHINIAN	1:15.628	61 M.CLOUD	43.170	36	24 G.DELAROCHEFORDIERE	2:47.618	2:48.062 (36)
37	30 B.AVEQUE	48.626	5 P.REYPIN	1:15.687	87 Y.GASPARINI	43.198	37	57 P.SIMON	2:47.826	2:48.202 (38)
38	24 G.DELAROCHEFORDIERE	48.763	87 Y.GASPARINI	1:15.854	25 O.MASSOUTRE	43.231	38	5 P.REYPIN	2:47.914	2:48.212 (39)
39	60 F.CHATELAIN	48.794	32 J.MIGNATELLI	1:16.050	49 R.ARGOU	43.247	39	87 Y.GASPARINI	2:47.928	2:48.079 (37)
40	87 Y.GASPARINI	48.876	72 N.COTTANCIN	1:16.178	72 N.COTTANCIN	43.266	40	38 C.BOUEIX	2:48.273	2:48.618 (40)
41	5 P.REYPIN	48.946	71 L.BOUTERIN	1:16.236	5 P.REYPIN	43.281	41	72 N.COTTANCIN	2:48.530	2:48.762 (41)
42	72 N.COTTANCIN	49.086	8 P.SENARD	1:16.430	38 C.BOUEIX	43.283	42	8 P.SENARD	2:48.776	2:49.554 (43)
43	49 R.ARGOU	49.150	49 R.ARGOU	1:16.500	24 G.DELAROCHEFORDIERE	43.339	43	49 R.ARGOU	2:48.897	2:50.119 (46)
44	233 S.BOSSI	49.170	38 C.BOUEIX	1:16.686	14 J.GOBBA	43.389	44	32 J.MIGNATELLI	2:48.958	2:49.509 (42)
45	57 P.SIMON	49.199	61 M.CLOUD	1:16.843	57 P.SIMON	43.487	45	61 M.CLOUD	2:49.500	2:49.823 (45)
46	44 G.NION	49.266	44 G.NION	1:17.579	8 P.SENARD	43.763	46	73 P.LAURENT	2:49.659	2:49.659 (44)
47	61 M.CLOUD	49.487	233 S.BOSSI	1:17.997	44 G.NION	43.815	47	44 G.NION	2:50.660	2:51.860 (47)
48	32 J.MIGNATELLI	49.799	73 P.LAURENT	1:18.324	233 S.BOSSI	44.257	48	233 S.BOSSI	2:51.424	2:52.058 (48)



## Caterham R300 SPA RACING FESTIVAL Qualifying

### Best Top Speeds

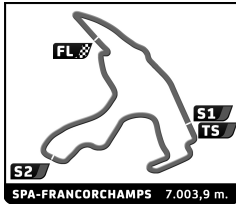
Driver	Team		Top 1		Top 2		Top 3		Top 4		Top 5		Avg	
			Kph	Lap	Kph	Lap	Kph	Lap	Kph	Lap	Kph	Lap		
16	Cyrille BALIKI	PALM	AS	<b>215.9</b>	6	215.0	7	212.5	9	211.6	8	210.0	5	213,0
166	Damian MILKINS	IND	uk	<b>215.9</b>	7	212.9	8	210.8	6	208.0	5	207.2	3	211,0
12	Arnaud GRIFFON	PALM	AS	<b>215.9</b>	5	207.2	6	204.8	2	199.6	4	198.5	8	205,2
40	Alexis GRONIER	DOG RACING	A	<b>215.4</b>	8	204.5	10	202.5	2	201.8	5	198.1	4	204,5
69	Philippe QUETAUD	CCF	AS	<b>214.6</b>	7	210.4	4	209.2	6	207.6	3	207.6	8	209,9
4	Bruno GEORGEON	CCF	A	<b>214.2</b>	3	210.8	7	210.0	8	210.0	9	205.6	4	210,1
178	Danny WINSTANLEY	IND	uk	<b>214.2</b>	2	210.4	4	209.6	7	203.3	5	201.0	3	207,7
64	Mayeul BOURDAT	BIG BAZAR	A	<b>214.2</b>	4	213.3	9	210.8	3	210.8	7	208.4	5	211,5
99	Hervé CORDEL	CCF	A	<b>213.7</b>	6	210.8	7	206.0	8	205.2	9	194.9	4	206,1
15	Adrien PAVIOT	CCF	AS	<b>213.3</b>	7	212.1	4	211.6	6	209.2	3	208.8	5	211,0
18	Julien GORSE	IND	AS	<b>213.3</b>	8	205.6	4	203.3	7	202.2	3	195.9	5	204,1
3	Rémi SAUGET	PALM	AS	<b>212.9</b>	6	210.4	4	210.0	3	208.8	2	207.2	10	209,9
48	Alain GIRARDOT	CCF	BS	<b>212.5</b>	7	209.2	2	208.8	5	206.4	10	206.4	9	208,7
23	Pascal WEHRLÉN	PALM	AS	<b>212.1</b>	7	209.2	3	208.8	2	207.2	5	206.4	9	208,7
9	Henri BIZET	PALM	AS	<b>212.1</b>	2	210.4	3	208.8	6	208.4	4	208.0	5	209,5
07	Christophe GAULTIER	CCF	AS	<b>211.6</b>	2	203.3	3	198.5	1					204,5
63	Frédéric ALLAIRE	IND	A	<b>211.6</b>	8	209.6	3	208.8	9	208.4	4	203.3	10	208,3
20	Franck CHAHINIAN	PALM	AS	<b>210.4</b>	8	209.2	2	209.2	7	205.2	6	204.5	5	207,7
25	Olivier MASSOUTRE	CCF	BS	<b>210.4</b>	6	209.6	3	208.4	2	208.0	4	207.6	5	208,8
38	Claude BOUEIX	DOG RACING	BS	<b>209.6</b>	8	201.0	6	199.2	5	198.1	9	187.2	2	199,0
92	Olivier LOÏ	ST ELOI	AS	<b>209.6</b>	2	205.2	6	205.2	8	201.8	7	201.0	4	204,6
24	Gilles DELAROCHEFORDIER	CCF	AS	<b>209.6</b>	5	208.0	2	198.5	4	193.8	3	191.4	7	200,3
75	Alexandre PINTO	ST ELOI	AS	<b>209.6</b>	4	206.8	7	206.4	9	206.0	3	203.3	2	206,4
37	Patrick DEHANT	DOG RACING	BS	<b>209.6</b>	3	209.6	4	205.2	2	204.1	6	203.3	5	206,4
74	J.Philippe GOSSIAUX	ST ELOI	AS	<b>209.2</b>	8	202.9	3	201.0	7	200.3	6	199.6	10	202,6
60	Francis CHATELAIN	PALM	AS	<b>209.2</b>	2	207.6	5	204.8	4	204.8	7	202.5	6	205,8
71	Laurent BOUTERIN	IND	A	<b>209.2</b>	4	200.3	5	199.9	2	195.9	8	194.9	7	200,0
70	Thomas BOUTERIN	IND	AS	<b>208.8</b>	4	206.8	2	206.0	3	205.2	9	202.2	5	205,8
17	Arnaud MIGNATELLI	CCF	AS	<b>208.4</b>	4	202.2	2	199.9	3	197.7	6	197.0	7	201,0
14	J.Paul GOBBA	CCF	BS	<b>208.4</b>	8	207.2	3	205.6	7	204.8	2	203.3	6	205,9
30	Bruno AVEQUE	PALM	AS	<b>208.0</b>	2	207.6	4	206.0	7	205.2	3	202.2	8	205,8
73	Philippe LAURENT	ROSSEL SPORT	AS	<b>207.6</b>	9	206.8	7	200.7	8	190.4	5	189.4	6	199,0
98	Olivier GUERIN	CCF	AS	<b>207.6</b>	7	206.8	5	204.8	8	203.7	9	203.3	3	205,2
29	Eric MOUSSIER	IND	A	<b>207.6</b>	6	206.0	7	203.7	5	203.3	4	203.3	8	204,8
87	Yann GASPARIANI	ST ELOI	A	<b>207.6</b>	4	205.2	6	200.7	5	200.7	9	199.9	3	202,8
49	Rodolphe ARGOUD	ROSSEL SPORT	A	<b>207.2</b>	9	204.8	5	204.1	6	201.4	4	201.0	8	203,7
32	Jean MIGNATELLI	CCF	BS	<b>206.8</b>	4	201.8	3	201.8	5	201.4	2	200.7	8	202,5
8	Patrick SENARD	CCF	BS	<b>206.4</b>	5	206.0	2	199.2	6	198.5	7	196.7	8	201,4
5	Pierre REYPIN	ROSSELSP	AS	<b>205.6</b>	3	205.6	4	203.7	5	201.0	2	199.9	7	203,2
28	Claude ANOUILH	CCF	AS	<b>205.6</b>	6	203.7	2	202.9	5	201.4	9	199.6	3	202,6
33	Maurice GOUTEYRON	PALM	BS	<b>204.8</b>	8	204.1	9	203.7	4	202.9	5	200.3	6	203,2
72	Nicolas COTTANCIN	CCF	AS	<b>204.5</b>	5	204.1	7	204.1	8	203.3	4	199.9	6	203,2
57	Philippe SIMON	PALM	BS	<b>203.3</b>	5	200.7	8	199.6	3	199.6	4	199.6	7	200,6
44	Gautier NION	CCF	A	<b>202.9</b>	6	200.7	5	199.2	8	192.8	1	192.5	9	197,6
76	Philippe GOSSIAUX	ST ELOI	BS	<b>202.5</b>	9	202.2	7	201.8	4	201.0	2	200.3	5	201,6
61	Michel CLOUD	CCF	BS	<b>201.4</b>	3	199.6	2	196.7	5	196.7	6	195.9	8	198,1
233	Sylvio BOSSI	CCF	BS	<b>195.9</b>	5	195.6	3	195.2	7	193.8	4	193.5	9	194,8



**Caterham R300**  
**SPA RACING FESTIVAL**  
**Qualifying**

**Best Top Speeds**

Driver	Team	BS	Top 1		Top 2		Top 3		Top 4		Top 5		Avg
			Kph	Lap	Kph	Lap	Kph	Lap	Kph	Lap	Kph	Lap	
26 Bruno FOURE	CCF	BS	194.9	2	193.2	6	191.4	4	191.4	5	189.8	8	192,1




## Caterham R300 SPA RACING FESTIVAL Qualifying

### Fastest Lap Sequence

Practice Time	Driver	Team	Car	Class	Time	Kph	Lap
5:29.999	40 Alexis GRONIER	DOG RACING		A	<b>2:46.188</b>	151.7	2
5:30.758	74 J.Philippe GOSSIAUX	ST ELOI		AS	<b>2:45.492</b>	152.4	2
5:31.063	178 Danny WINSTANLEY	IND		uk	<b>2:42.925</b>	154.8	2
8:13.824	178 Danny WINSTANLEY	IND		uk	<b>2:42.761</b>	154.9	3






**Caterham R300**  
**SPA RACING FESTIVAL**  
**Qualifying**

**Analysis**

Personal Best   Session Best   Crossing the finish line in pit lane

Lap	Time	Sector 1	Sector 2	Sector 3	T. Spd	Elapsed	Lap	Time	Sector 1	Sector 2	Sector 3	T. Spd	Elapsed	
<b>3</b>	<b>Rémi SAUGET</b>							<b>9</b>	<b>Henri BIZET</b>					
	PALM								PALM					
1	2:50.830	51.044	1:16.941	42.845	187.2	2:50.830	1	2:50.564	50.928	1:16.757	42.879	192.5	2:50.564	
2	2:45.320	47.612	1:15.455	42.253	208.8	5:36.150	2	<b>2:44.351</b>	47.742	1:14.475	<b>42.134</b>	212.1	5:34.915	
3	2:45.106	48.441	<b>1:13.873</b>	42.792	210.0	8:21.256	3	2:45.580	<b>47.730</b>	1:15.196	42.654	210.4	8:20.495	
4	2:44.640	47.882	1:14.244	42.514	210.4	11:05.896	4	2:44.863	48.248	<b>1:14.104</b>	42.511	208.4	11:05.358	
5	<b>2:44.474</b>	47.867	1:14.628	<b>41.979</b>	206.4	13:50.370	5	2:51.514	48.429	1:20.494	42.591	208.0	13:56.872	
6	2:44.616	47.750	1:14.667	42.199	212.9	16:34.986	6	2:46.657	48.568	1:15.273	42.816	208.8	16:43.529	
7	2:45.717	<b>47.395</b>	1:15.361	42.961	196.3	19:20.703	7	2:46.396	48.056	1:15.502	42.838	207.2	19:29.925	
8	2:46.849	48.407	1:15.192	43.250	199.6	22:07.552	8	2:46.075	48.317	1:14.932	42.826	206.8	22:16.000	
9	2:45.425	47.588	1:14.810	43.027	195.6	24:52.977	9	2:46.576	48.159	1:15.202	43.215	205.2	25:02.576	
10	2:45.551	47.776	1:15.049	42.726	207.2	27:38.528								
<b>4</b>	<b>Bruno GEORGEON</b>							<b>12</b>	<b>Arnaud GRIFFON</b>					
	CCF								PALM					
1	2:44.007	38.812	1:19.663	45.532	169.6	2:44.007	1	3:05.056	1:03.453	1:18.383	43.220	183.0	3:05.056	
2	2:50.624	50.421	1:17.400	42.803	198.8	5:34.631	2	3:14.113	48.994	1:15.496	1:09.623	204.8	6:19.169	
3	2:46.837	48.875	1:15.389	42.573	214.2	8:21.468	3	2:59.147	55.785	1:17.700	45.662	166.2	9:18.316	
4	2:46.959	<b>48.020</b>	1:16.281	42.658	205.6	11:08.427	4	5:15.314	3:14.405	1:17.180	43.729	199.6	14:33.630	
5	2:49.533	49.862	1:16.690	42.981	199.2	13:57.960	5	2:46.512	<b>48.090</b>	1:15.678	42.744	215.9	17:20.142	
6	2:46.892	48.732	<b>1:14.795</b>	43.365	202.2	16:44.852	6	<b>2:46.089</b>	48.468	<b>1:14.737</b>	42.884	207.2	20:06.231	
7	<b>2:45.831</b>	48.168	1:15.214	42.449	210.8	19:30.683	7	2:48.917	49.300	1:16.204	43.413	188.1	22:55.148	
8	2:47.003	48.265	1:16.361	<b>42.377</b>	210.0	22:17.686	8	2:48.958	49.264	1:17.100	<b>42.594</b>	198.5	25:44.106	
9	2:46.479	48.168	1:15.324	42.987	210.0	25:04.165								
<b>5</b>	<b>Pierre REYPIN</b>							<b>14</b>	<b>J.Paul GOBBA</b>					
	ROSSELSP								CCF					
1	2:54.727	50.969	1:19.523	44.235	179.7	2:54.727	1	2:47.335	44.496	1:18.259	44.580	187.5	2:47.335	
2	2:51.623	50.945	1:17.010	43.668	201.0	5:46.350	2	2:48.706	49.137	1:16.001	43.568	204.8	5:36.041	
3	2:49.085	49.229	1:15.878	43.978	205.6	8:35.435	3	2:48.057	49.250	<b>1:14.798</b>	44.009	207.2	8:24.098	
4	2:48.902	<b>48.946</b>	1:15.891	44.065	205.6	11:24.337	4	2:48.415	49.156	1:15.474	43.785	193.2	11:12.513	
5	2:49.056	49.415	1:15.737	43.904	203.7	14:13.393	5	2:48.575	49.243	1:15.569	43.763	202.2	14:01.088	
6	2:52.121	50.291	1:17.194	44.636	183.0	17:05.514	6	2:47.970	49.080	1:15.144	43.746	203.3	16:49.058	
7	<b>2:48.212</b>	49.013	1:15.918	<b>43.281</b>	199.9	19:53.726	7	2:47.570	48.719	1:15.462	<b>43.389</b>	205.6	19:36.628	
8	2:49.535	49.267	1:16.413	43.855	198.8	22:43.261	8	2:47.470	<b>47.599</b>	1:16.148	43.723	208.4	22:24.098	
9	2:48.936	49.398	<b>1:15.687</b>	43.851	190.4	25:32.197	9	<b>2:47.410</b>	48.742	1:14.936	43.732	203.3	25:11.508	
<b>07</b>	<b>Christophe GAULTIER</b>							<b>15</b>	<b>Adrien PAVIOT</b>					
	CCF								CCF					
1	2:57.609	56.455	1:17.634	43.520	198.5	2:57.609	1	2:56.241	54.931	1:17.900	43.410	188.5	2:56.241	
2	2:47.319	48.271	1:16.041	43.007	211.6	5:44.928	2	2:46.475	49.130	1:14.624	42.721	206.0	5:42.716	
3	<b>2:46.048</b>	<b>48.246</b>	<b>1:15.011</b>	<b>42.791</b>	203.3	8:30.976	3	2:43.525	47.498	<b>1:14.000</b>	<b>42.027</b>	209.2	8:26.241	
							4	<b>2:43.499</b>	47.414	1:14.047	42.038	212.1	11:09.740	
							5	2:48.958	48.030	1:18.805	42.123	208.8	13:58.698	
							6	2:45.727	47.521	1:14.916	43.290	211.6	16:44.425	
							7	3:05.902	<b>47.096</b>	1:27.138	51.668	213.3	19:50.327	
							8	2:45.650	48.660	1:14.652	42.338	201.0	22:35.977	
							9	2:44.837	48.272	1:14.325	42.240	201.8	25:20.814	
<b>8</b>	<b>Patrick SENARD</b>							<b>16</b>	<b>Cyrille BALIKI</b>					
	CCF								PALM					
1	3:06.303	1:00.315	1:21.155	44.833	186.2	3:06.303	1	2:42.272	38.478	1:19.011	44.783	185.2	2:42.272	
2	2:52.545	49.320	1:17.690	45.535	206.0	5:58.848	2	2:50.665	50.275	1:16.084	44.306	191.4	5:32.937	
3	2:51.778	50.143	1:16.859	44.776	192.5	8:50.626	3	2:47.908	49.200	1:15.407	43.301	190.1	8:20.845	
4	2:52.253	49.394	1:17.657	45.202	186.2	11:42.879	4	2:45.598	48.349	1:14.983	<b>42.266</b>	200.7	11:06.443	
5	<b>2:49.554</b>	<b>48.583</b>	1:16.921	44.050	206.4	14:32.433	5	2:47.512	49.139	1:15.410	42.963	210.0	13:53.955	
6	2:50.401	49.113	1:17.229	44.059	199.2	17:22.834	6	<b>2:45.090</b>	<b>47.691</b>	<b>1:14.776</b>	42.623	215.9	16:39.045	
7	2:51.111	49.790	1:17.163	44.158	198.5	20:13.945	7	2:45.757	48.365	1:14.958	42.434	215.0	19:24.802	
8	2:53.172	52.979	<b>1:16.430</b>	<b>43.763</b>	196.7	23:07.117								
9	2:50.425	48.852	1:17.555	44.018	196.3	25:57.542								



## Caterham R300 SPA RACING FESTIVAL Qualifying

### Analysis

■ Personal Best ■ Session Best B Crossing the finish line in pit lane

Lap	Time	Sector 1	Sector 2	Sector 3	T. Spd	Elapsed
8	2:45.701	47.977	1:15.388	42.336	211.6	22:10.503
9	2:47.334	48.204	1:15.165	43.965	212.5	24:57.837
10	2:47.729	48.822	1:16.009	42.898	205.6	27:45.566

17 Arnaud MIGNATELLI CCF						
1	3:20.576	1:14.188	1:21.878	44.510	169.3	3:20.576
2	2:49.232	49.236	1:16.328	43.668	202.2	6:09.808
3	<b>2:46.906</b>	48.859	<b>1:15.438</b>	<b>42.609</b>	199.9	8:56.714
4	3:06.826B	48.155	1:16.513	1:02.158	208.4	12:03.540
5	3:41.951	1:42.719	1:15.669	43.563	195.9	15:45.491
6	2:48.288	49.157	1:15.729	43.402	197.7	18:33.779
7	2:48.322	49.092	1:15.816	43.414	197.0	21:22.101
8	2:47.950	48.999	1:16.056	42.895	196.3	24:10.051
9	2:48.489	49.812	1:15.656	43.021	193.5	26:58.540

18 Julien GORSE IND						
1	2:44.499	43.130	1:17.839	43.530	178.2	2:44.499
2	2:48.656	48.724	1:16.052	43.880	185.5	5:33.155
3	<b>2:45.266</b>	48.791	1:14.354	<b>42.121</b>	202.2	8:18.421
4	2:45.468	48.499	<b>1:14.137</b>	42.832	205.6	11:03.889
5	2:48.605	47.980	1:17.157	43.468	195.9	13:52.494
6	2:46.050	<b>47.656</b>	1:15.129	43.265	193.2	16:38.544
7	2:46.656	48.651	1:14.546	43.459	203.3	19:25.200
8	3:01.229B	47.861	1:15.393	57.975	213.3	22:26.429
9	3:43.548B	1:29.139	1:16.341	58.068	192.8	26:09.977

20 Franck CHAHINIAN PALM						
1	3:05.388	59.503	1:20.964	44.921	167.7	3:05.388
2	3:06.873	48.386	1:16.013	1:02.474	209.2	6:12.261
3	2:51.779	49.000	1:19.399	43.380	203.7	9:04.040
4	<b>2:46.400</b>	48.200	1:16.299	<b>41.901</b>	204.1	11:50.440
5	2:47.693	48.779	1:15.852	43.062	204.5	14:38.133
6	2:47.626	48.477	1:16.688	42.461	205.2	17:25.759
7	2:49.214	50.120	1:16.031	43.063	209.2	20:14.973
8	2:48.281	48.604	1:15.996	43.681	210.4	23:03.254
9	2:47.123	<b>48.182</b>	<b>1:15.628</b>	43.313	203.7	25:50.377

23 Pascal WEHRLIN PALM						
1	2:52.394	51.394	1:18.025	42.975	187.5	2:52.394
2	2:46.198	47.985	1:15.363	42.850	208.8	5:38.592
3	2:46.109	48.945	<b>1:14.248</b>	42.916	209.2	8:24.701
4	2:45.284	48.407	1:14.370	42.507	203.3	11:09.985
5	2:44.805	47.754	1:14.757	<b>42.294</b>	207.2	13:54.790
6	2:50.726	49.211	1:18.174	43.341	205.6	16:45.516
7	<b>2:44.760</b>	<b>47.658</b>	1:14.661	42.441	212.1	19:30.276
8	2:47.133	48.178	1:16.241	42.714	201.4	22:17.409
9	3:03.500B	48.004	1:14.821	1:00.675	206.4	25:20.909

24 Gilles DELAROCHEFORDIERE CCF						
1	3:12.319	1:07.758	1:20.130	44.431	190.1	3:12.319
2	<b>2:48.062</b>	<b>48.763</b>	<b>1:15.516</b>	43.783	208.0	6:00.381
3	2:49.429	49.312	1:16.778	<b>43.339</b>	193.8	8:49.810

Lap	Time	Sector 1	Sector 2	Sector 3	T. Spd	Elapsed
4	2:53.648	49.610	1:17.653	46.385	198.5	11:43.458
5	3:21.825B	49.191	1:16.831	1:15.803	209.6	15:05.283
6	8:06.199B	5:36.204	1:25.115	1:04.880	176.8	23:11.482
7	3:59.723	1:54.957	1:19.698	45.068	191.4	27:11.205

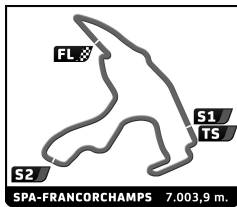
25 Olivier MASSOUTRE CCF						
1	3:24.869	1:22.525	1:18.175	44.169	178.5	3:24.869
2	2:49.326	49.931	1:16.164	<b>43.231</b>	208.4	6:14.195
3	2:48.887	48.632	1:16.648	43.607	209.6	9:03.082
4	2:48.699	49.200	1:15.732	43.767	208.0	11:51.781
5	<b>2:47.151</b>	48.474	<b>1:15.411</b>	43.266	207.6	14:38.932
6	2:47.457	<b>47.647</b>	1:16.444	43.366	210.4	17:26.389
7	2:47.866	48.446	1:15.944	43.476	207.2	20:14.255
8	2:48.267	48.849	1:16.168	43.250	201.8	23:02.522
9	2:48.225	49.064	1:15.831	43.330	201.4	25:50.747

26 Bruno FOURE CCF						
1	2:59.857	57.027	1:18.570	44.260	168.3	2:59.857
2	2:48.723	48.708	1:16.495	43.520	194.9	5:48.580
3	<b>2:47.707</b>	49.399	<b>1:15.232</b>	<b>43.076</b>	186.8	8:36.287
4	2:48.253	48.767	1:16.061	43.425	191.4	11:24.540
5	2:50.343	49.499	1:17.002	43.842	191.4	14:14.883
6	2:51.539	49.183	1:17.215	45.141	193.2	17:06.422
7	2:49.204	48.892	1:16.800	43.512	185.2	19:55.626
8	2:48.791	<b>47.983</b>	1:17.534	43.274	189.8	22:44.417
9	2:49.323	48.762	1:15.936	44.625	166.7	25:33.740

28 Claude ANOUILH CCF						
1	3:03.297	58.350	1:19.726	45.221	196.7	3:03.297
2	2:49.411	48.934	1:16.491	43.986	203.7	5:52.708
3	2:48.482	48.791	1:15.955	43.736	199.6	8:41.190
4	2:48.831	49.143	1:16.976	<b>42.712</b>	198.8	11:30.021
5	2:48.443	49.019	1:16.110	43.314	202.9	14:18.464
6	2:48.643	<b>48.506</b>	1:16.177	43.960	205.6	17:07.107
7	<b>2:47.506</b>	48.703	1:15.930	42.873	189.8	19:54.613
8	2:48.850	49.111	1:16.251	43.488	187.2	22:43.463
9	2:48.380	48.881	<b>1:15.540</b>	43.959	201.4	25:31.843

29 Eric MOUSSIER IND						
1	2:41.668	37.530	1:19.802	44.336	172.3	2:41.668
2	2:49.445	50.885	1:15.366	43.194	191.4	5:31.113
3	<b>2:46.636</b>	49.429	1:14.815	<b>42.392</b>	200.3	8:17.749
4	2:47.692	49.700	<b>1:14.809</b>	43.183	203.3	11:05.441
5	2:47.765	48.989	1:15.950	42.826	203.7	13:53.206
6	2:47.516	<b>48.412</b>	1:16.044	43.060	207.6	16:40.722
7	2:46.662	48.559	1:14.876	43.227	206.0	19:27.384
8	2:47.546	49.073	1:15.212	43.261	203.3	22:14.930
9	2:48.705	49.589	1:15.198	43.918	192.8	25:03.635

30 Bruno AVEQUE PALM						
1	3:13.479	1:09.228	1:20.441	43.810	164.9	3:13.479
2	2:47.521	48.639	<b>1:14.859</b>	44.023	208.0	6:01.000



## Caterham R300 SPA RACING FESTIVAL Qualifying Analysis

Personal Best Session Best B Crossing the finish line in pit lane

Lap	Time	Sector 1	Sector 2	Sector 3	T. Spd	Elapsed
3	2:49.712	49.414	1:16.251	44.047	205.2	8:50.712
4	2:49.204	48.990	1:16.824	43.390	207.6	11:39.916
5	2:48.296	49.304	1:15.950	43.042	197.4	14:28.212
6	2:49.404	50.102	1:16.032	43.270	192.5	17:17.616
7	2:49.096	49.270	1:16.037	43.789	206.0	20:06.712
8	2:48.594	<b>48.626</b>	1:17.520	<b>42.448</b>	202.2	22:55.306
9	<b>2:47.518</b>	49.090	1:15.487	42.941	196.3	25:42.824

<b>32</b> Jean MIGNATELLI CCF						
1	3:21.730	1:15.083	1:21.603	45.044	170.6	3:21.730
2	2:50.544	50.931	<b>1:16.050</b>	43.563	201.4	6:12.274
3	2:51.542	50.554	1:17.084	43.904	201.8	9:03.816
4	<b>2:49.509</b>	49.824	1:16.233	43.452	206.8	11:53.325
5	2:50.740	50.144	1:16.440	44.156	201.8	14:44.065
6	3:00.092	50.521	1:16.363	53.208	197.0	17:44.157
7	2:51.496	50.127	1:16.183	45.186	195.2	20:35.653
8	2:49.842	50.301	1:16.432	<b>43.109</b>	200.7	23:25.495
9	2:51.586	<b>49.799</b>	1:17.455	44.332	200.7	26:17.081

<b>33</b> Maurice GOUTEYRON PALM						
1	3:14.132	1:08.455	1:21.028	44.649	146.4	3:14.132
2	<b>2:47.260</b>	48.374	<b>1:15.123</b>	43.763	194.9	6:01.392
3	2:51.597	49.692	1:17.381	44.524	190.1	8:52.989
4	2:47.832	48.837	1:16.091	<b>42.904</b>	203.7	11:40.821
5	2:48.363	48.282	1:15.891	44.190	202.9	14:29.184
6	2:49.031	48.891	1:16.090	44.050	200.3	17:18.215
7	2:49.286	48.824	1:16.896	43.566	177.1	20:07.501
8	2:48.700	<b>47.821</b>	1:17.153	43.726	204.8	22:56.201
9	2:47.439	48.115	1:15.353	43.971	204.1	25:43.640

<b>37</b> Patrick DEHANT DOG RACING						
1	2:52.919	49.336	1:19.332	44.251	179.7	2:52.919
2	2:48.538	49.020	1:15.980	43.538	205.2	5:41.457
3	2:49.897	48.988	1:17.231	43.678	209.6	8:31.354
4	2:48.135	49.265	1:15.958	<b>42.912</b>	209.6	11:19.489
5	2:48.445	49.340	1:15.759	43.346	203.3	14:07.934
6	2:58.039	49.782	1:21.051	47.206	204.1	17:05.973
7	<b>2:47.045</b>	<b>48.590</b>	1:15.449	43.006	201.4	19:53.018
8	2:49.097	49.954	1:15.818	43.325	200.3	22:42.115
9	2:48.983	49.945	<b>1:15.423</b>	43.615	195.6	25:31.098

<b>38</b> Claude BOUEIX DOG RACING						
1	2:49.016	45.340	1:19.378	44.298	175.6	2:49.016
2	2:50.474	49.999	1:17.192	<b>43.283</b>	187.2	5:39.490
3	2:53.406	49.310	1:18.100	45.996	179.4	8:32.896
4	2:51.039	49.576	1:16.690	44.773	184.0	11:23.935
5	2:50.401	49.859	1:16.795	43.747	199.2	14:14.336
6	2:50.701	49.139	1:16.940	44.622	201.0	17:05.037
7	2:51.670	49.702	1:18.280	43.688	179.7	19:56.707
8	2:48.933	<b>48.304</b>	1:17.058	43.571	209.6	22:45.640
9	<b>2:48.618</b>	48.497	<b>1:16.686</b>	43.435	198.1	25:34.258


<b>40</b> Alexis GRONIER DOG RACING						
1	2:43.811	42.269	1:18.055	43.487	193.5	2:43.811
2	2:46.188	48.516	1:15.094	42.578	202.5	5:29.999
3	<b>2:45.099</b>	<b>48.440</b>	1:14.684	41.975	197.4	8:15.098
4	2:47.328	48.777	1:15.545	43.006	198.1	11:02.426
5	2:45.309	48.736	<b>1:14.168</b>	42.405	201.8	13:47.735
6	2:45.907	49.089	1:14.629	42.189	193.5	16:33.642
7	2:49.440	48.776	1:15.592	45.072	181.2	19:23.082
8	2:47.029	49.666	1:14.971	42.392	215.4	22:10.111
9	2:46.361	48.784	1:15.640	<b>41.937</b>	185.5	24:56.472
10	2:46.499	48.580	1:15.648	42.271	204.5	27:42.971

<b>44</b> Gautier NION CCF						
1	3:06.698	1:04.340	1:18.155	44.203	192.8	3:06.698
2	2:53.209	<b>49.266</b>	1:18.385	45.558	180.6	5:59.907
3	2:54.147	50.694	1:19.085	44.368	178.8	8:54.054
4	2:52.723	49.480	1:18.289	44.954	191.8	11:46.777
5	3:01.169	59.201	1:17.687	44.281	200.7	14:47.946
6	2:52.493	50.091	1:17.822	44.580	202.9	17:40.439
7	2:51.903	49.822	1:18.173	43.908	190.4	20:32.342
8	<b>2:51.860</b>	50.466	<b>1:17.579</b>	<b>43.815</b>	199.2	23:24.202
9	2:53.748	50.016	1:18.902	44.830	192.5	26:17.950

<b>48</b> Alain GIRARDOT CCF						
1	2:47.933	45.924	1:17.516	44.493	178.5	2:47.933
2	2:46.292	48.584	1:14.659	43.049	209.2	5:34.225
3	2:46.923	48.445	1:15.479	42.999	203.7	8:21.148
4	2:45.600	48.173	1:15.120	<b>42.307</b>	201.0	11:06.748
5	2:45.262	47.353	1:15.282	42.627	208.8	13:52.010
6	2:45.215	<b>46.995</b>	1:15.626	42.594	196.3	16:37.225
7	2:45.356	47.361	1:14.400	43.595	212.5	19:22.581
8	2:46.226	48.294	1:15.159	42.773	206.0	22:08.807
9	<b>2:44.457</b>	47.782	<b>1:14.275</b>	42.400	206.4	24:53.264
10	2:45.463	47.429	1:14.917	43.117	206.4	27:38.727

<b>49</b> Rodolphe ARGOUD ROSSEL SPORT						
1	3:04.966	58.206	1:21.931	44.829	189.8	3:04.966
2	2:54.105	50.836	1:17.995	45.274	199.6	5:59.071
3	2:53.768	50.486	1:17.809	45.473	195.2	8:52.839
4	2:51.632	50.278	1:17.567	43.787	201.4	11:44.471
5	<b>2:50.119</b>	50.097	<b>1:16.500</b>	43.522	204.8	14:34.590
6	2:50.636	49.501	1:16.775	44.360	204.1	17:25.226
7	2:50.506	49.712	1:17.547	<b>43.247</b>	192.5	20:15.732
8	2:50.408	49.561	1:17.536	43.311	201.0	23:06.140
9	2:50.856	<b>49.150</b>	1:17.561	44.145	207.2	25:56.996

<b>57</b> Philippe SIMON PALM						
1	3:08.938	1:05.159	1:19.407	44.372	183.7	3:08.938
2	2:51.752	50.748	1:16.414	44.590	198.5	6:00.690
3	2:51.615	50.310	1:16.938	44.367	199.6	8:52.305
4	2:49.674	49.702	1:16.171	43.801	199.6	11:41.979



## Caterham R300 SPA RACING FESTIVAL Qualifying

### Analysis

■ Personal Best ■ Session Best B Crossing the finish line in pit lane

Lap	Time	Sector 1	Sector 2	Sector 3	T. Spd	Elapsed	Lap	Time	Sector 1	Sector 2	Sector 3	T. Spd	Elapsed
5	2:48.613	49.355	1:15.672	43.586	203.3	14:30.592	1	2:58.736	56.357	1:18.579	43.800	180.9	2:58.736
6	2:50.677	<b>49.199</b>	1:17.116	44.362	195.9	17:21.269	2	2:47.372	48.004	1:16.617	42.751	185.5	5:46.108
7	2:48.634	49.718	1:15.427	43.489	199.6	20:09.903	3	2:45.696	47.887	1:14.523	43.286	207.6	8:31.804
8	2:48.555	49.306	<b>1:15.140</b>	44.109	200.7	22:58.458	4	2:46.846	48.608	1:14.608	43.630	210.4	11:18.650
9	<b>2:48.202</b>	49.394	1:15.321	<b>43.487</b>	198.5	25:46.660	5	2:45.659	48.108	<b>1:14.433</b>	43.118	197.7	14:04.309

#### 60 Francis CHATELAIN PALM

1	2:56.866	55.055	1:18.165	43.646	183.4	2:56.866
2	2:48.438	48.869	1:16.440	43.129	209.2	5:45.304
3	2:47.792	<b>48.794</b>	1:14.769	44.229	193.2	8:33.096
4	<b>2:46.896</b>	49.418	<b>1:14.518</b>	42.960	204.8	11:19.992
5	2:47.474	49.019	1:15.154	43.301	207.6	14:07.466
6	2:47.043	49.499	1:14.684	42.860	202.5	16:54.509
7	2:47.489	48.865	1:15.030	43.594	204.8	19:41.998
8	2:47.837	50.067	1:15.117	<b>42.653</b>	200.7	22:29.835
9	2:47.049	49.460	1:14.698	42.891	201.0	25:16.884

#### 61 Michel CLOUD CCF

1	3:24.829	1:22.839	1:18.686	43.304	177.6	3:24.829
2	2:51.406	49.976	1:17.693	43.737	199.6	6:16.235
3	2:51.015	<b>49.487</b>	1:17.360	44.168	201.4	9:07.250
4	2:51.240	49.801	1:17.308	44.131	195.6	11:58.490
5	<b>2:49.823</b>	49.810	<b>1:16.843</b>	<b>43.170</b>	196.7	14:48.313
6	2:51.414	49.760	1:17.106	44.548	196.7	17:39.727
7	2:52.015	49.860	1:18.280	43.875	193.5	20:31.742
8	2:51.665	49.657	1:17.910	44.098	195.9	23:23.407
9	2:53.145	51.005	1:18.064	44.076	183.4	26:16.552

#### 63 Frédéric ALLAIRE IND

1	2:46.396	41.110	1:20.101	45.185	167.0	2:46.396
2	2:47.360	48.288	1:16.117	42.955	194.5	5:33.756
3	2:45.475	48.371	1:15.072	<b>42.032</b>	209.6	8:19.231
4	<b>2:45.033</b>	47.929	<b>1:14.575</b>	42.529	208.4	11:04.264
5	2:45.740	<b>47.437</b>	1:15.906	42.397	195.6	13:50.004
6	2:45.337	48.426	1:14.641	42.270	195.6	16:35.341
7	2:46.577	47.582	1:15.759	43.236	199.6	19:21.918
8	2:47.344	48.816	1:16.255	42.273	211.6	22:09.262
9	2:45.413	48.234	1:14.730	42.449	208.8	24:54.675
10	2:58.337	48.285	1:24.823	45.229	203.3	27:53.012

#### 64 Mayeul BOURDAT BIG BAZAR

1	3:03.793	58.608	1:21.086	44.099	186.2	3:03.793
2	2:45.548	48.229	1:14.696	42.623	207.6	5:49.341
3	2:45.317	47.983	1:14.403	42.931	210.8	8:34.658
4	<b>2:44.064</b>	47.467	<b>1:14.072</b>	42.525	214.2	11:18.722
5	2:44.511	47.752	1:14.082	42.677	208.4	14:03.233
6	2:47.093	49.251	1:14.859	42.983	205.6	16:50.326
7	2:44.714	47.108	1:14.978	42.628	210.8	19:35.040
8	2:44.322	47.601	1:14.369	<b>42.352</b>	207.6	22:19.362
9	2:44.534	<b>46.913</b>	1:14.320	43.301	213.3	25:03.896

#### 69 Philippe QUETAUD CCF

1	2:55.466	52.746	1:19.052	43.668	176.8	2:55.466
---	----------	--------	----------	--------	-------	----------

#### 70 Thomas BOUTERIN IND

1	3:15.981	1:15.191	1:17.768	43.022	191.1	3:15.981
2	<b>2:45.896</b>	47.961	<b>1:14.752</b>	43.183	206.8	6:01.877
3	2:51.787	49.307	1:17.603	44.877	206.0	8:53.664
4	2:50.150	49.392	1:15.386	45.372	208.8	11:43.814
5	3:00.839 B	<b>47.727</b>	1:16.098	57.014	202.2	14:44.653
6	3:14.323	1:14.954	1:16.169	43.200	198.1	17:58.976
7	2:47.210	49.020	1:15.886	<b>42.304</b>	199.9	20:46.186
8	2:46.832	48.693	1:15.263	42.876	199.2	23:33.018
9	2:46.270	48.087	1:15.089	43.094	205.2	26:19.288

#### 71 Laurent BOUTERIN IND


1	3:22.331	1:16.032	1:22.008	44.291	158.0	3:22.331
2	2:50.912	50.496	1:17.310	43.106	199.9	6:13.243
3	2:51.427	49.937	1:18.414	<b>43.076</b>	193.5	9:04.670
4	<b>2:47.955</b>	48.522	<b>1:16.236</b>	43.197	209.2	11:52.625
5	2:48.186	<b>48.053</b>	1:16.283	43.850	200.3	14:40.811
6	3:41.958 B	1:30.505	1:17.270	54.183	192.1	18:22.769
7	3:37.870	1:38.218	1:16.254	43.398	194.9	22:00.639
8	2:51.199	49.852	1:17.320	44.027	195.9	24:51.838
9	2:49.983	48.993	1:16.924	44.066	191.1	27:41.821

#### 72 Nicolas COTTANCIN CCF

1	3:07.820	1:04.521	1:19.147	44.152	174.2	3:07.820
2	2:52.017	50.117	1:16.725	45.175	198.5	5:59.837
3	2:53.732	50.230	1:17.634	45.868	198.8	8:53.569
4	2:51.616	49.801	1:17.595	44.220	203.3	11:45.185
5	2:50.204	49.548	1:16.583	44.073	204.5	14:35.389
6	2:50.758	<b>49.086</b>	1:16.765	44.907	199.9	17:26.147
7	2:50.069	49.716	1:17.036	43.317	204.1	20:16.216
8	<b>2:48.762</b>	49.289	1:16.207	<b>43.266</b>	204.1	23:04.978
9	2:49.707	49.670	<b>1:16.178</b>	43.859	198.8	25:54.685

#### 73 Philippe LAURENT ROSSSEL SPORT


1	2:55.466	52.746	1:19.052	43.668	176.8	2:55.466
2	2:53.705	50.509	1:19.639	43.557	186.2	5:49.171
3	2:52.338	49.074	1:18.373	44.891	184.3	8:41.509
4	2:54.237	49.344	1:19.842	45.051	185.5	11:35.746
5	2:55.135	50.227	1:20.643	44.265	190.4	14:30.881
6	2:51.804	48.734	1:18.935	44.135	189.4	17:22.685
7	2:52.044	49.371	1:19.123	43.550	206.8	20:14.729
8	2:51.158	48.849	1:18.970	43.339	200.7	23:05.887
9	<b>2:49.659</b>	<b>48.398</b>	<b>1:18.324</b>	<b>42.937</b>	207.6	25:55.546



## Caterham R300 SPA RACING FESTIVAL Qualifying Analysis

■ Personal Best ■ Session Best B Crossing the finish line in pit lane

Lap	Time	Sector 1	Sector 2	Sector 3	T. Spd	Elapsed	Lap	Time	Sector 1	Sector 2	Sector 3	T. Spd	Elapsed
<b>74</b> J.Philippe GOSSIAUX ST ELOI							5	2:46.713	48.973	1:15.157	42.583	195.9	13:49.032
1	2:45.266	40.433	1:19.601	45.232	167.7	2:45.266	6	2:45.421	48.517	1:14.063	42.841	205.2	16:34.453
2	2:45.492	47.785	1:15.504	42.203	196.3	5:30.758	7	2:46.533	47.701	1:14.820	44.012	201.8	19:20.986
3	2:43.885	47.618	1:14.330	41.937	202.9	8:14.643	8	2:59.743 B	47.962	1:15.187	56.594	205.2	22:20.729
4	2:48.399	49.496	1:16.263	42.640	190.1	11:03.042	9	4:03.379	1:59.203	1:19.201	44.975	199.2	26:24.108
5	2:45.132	48.377	1:14.811	41.944	197.4	13:48.174							
6	2:45.740	48.532	1:14.529	42.679	200.3	16:33.914	<b>98</b> Olivier GUERIN CCF						
7	2:47.346	48.207	1:15.077	44.062	201.0	19:21.260	1	4:53.370	1:32.790	1:52.324	1:28.256	90.7	4:53.370
8	2:44.667	47.858	1:14.505	42.304	209.2	22:05.927	2	3:23.754	1:25.695	1:15.931	42.128	146.4	8:17.124
9	2:45.408	48.655	1:14.100	42.653	197.0	24:51.335	3	2:45.622	48.215	1:14.612	42.795	203.3	11:02.746
10	2:48.459	48.629	1:16.507	43.323	199.6	27:39.794	4	2:46.513	48.672	1:15.623	42.218	199.9	13:49.259
							5	2:45.390	48.382	1:14.382	42.626	206.8	16:34.649
							6	2:47.446	47.658	1:15.153	44.635	198.8	19:22.095
							7	2:45.119	48.309	1:14.340	42.470	207.6	22:07.214
							8	2:44.762	47.803	1:14.570	42.389	204.8	24:51.976
							9	2:45.226	47.841	1:14.688	42.697	203.7	27:37.202
<b>75</b> Alexandre PINTO ST ELOI													
1	2:46.668	45.131	1:17.900	43.637	182.1	2:46.668	<b>99</b> Hervé CORDEL CCF						
2	2:46.670	47.987	1:15.556	43.127	203.3	5:33.338	1	3:50.107	1:30.740	1:31.639	47.728	106.5	3:50.107
3	2:44.723	48.561	1:14.092	42.070	206.0	8:18.061	2	3:27.810	1:11.088	1:22.689	54.033	136.5	7:17.917
4	2:45.500	48.329	1:14.440	42.731	209.6	11:03.561	3	3:36.475	1:08.721	1:23.437	1:04.317	122.2	10:54.392
5	2:47.618	47.924	1:17.362	42.332	186.2	13:51.179	4	2:52.992	51.613	1:17.657	43.722	194.9	13:47.384
6	2:45.925	47.496	1:15.774	42.655	189.1	16:37.104	5	2:50.859	50.467	1:16.011	44.381	190.4	16:38.243
7	2:46.084	47.589	1:15.209	43.286	206.8	19:23.188	6	2:45.332	47.775	1:14.648	42.909	213.7	19:23.575
8	2:45.821	47.906	1:15.318	42.597	190.8	22:09.009	7	2:46.504	48.404	1:15.392	42.708	210.8	22:10.079
9	2:44.505	47.943	1:14.365	42.197	206.4	24:53.514	8	2:46.168	48.375	1:14.957	42.836	206.0	24:56.247
10	2:47.099	47.813	1:15.653	43.633	196.3	27:40.613	9	2:47.520	49.060	1:15.929	42.531	205.2	27:43.767
<b>76</b> Philippe GOSSIAUX ST ELOI													
1	2:49.926	47.404	1:18.639	43.883	179.1	2:49.926	<b>166</b> Damian MILKINS IND						
2	2:49.019	48.494	1:16.700	43.825	201.0	5:38.945	1	2:49.219	47.252	1:18.008	43.959	194.9	2:49.219
3	2:48.595	49.269	1:16.574	42.752	169.6	8:27.540	2	2:48.234	49.291	1:16.058	42.885	199.2	5:37.453
4	2:47.264	48.396	1:15.931	42.937	201.8	11:14.804	3	2:45.328	48.694	1:14.335	42.299	207.2	8:22.781
5	2:46.695	47.855	1:15.734	43.106	200.3	14:01.499	4	2:45.160	46.835	1:15.708	42.617	201.8	11:07.941
6	2:48.499	49.002	1:15.261	44.236	185.9	16:49.998	5	2:44.626	47.580	1:14.165	42.881	208.0	13:52.567
7	2:48.636	49.336	1:16.143	43.157	202.2	19:38.634	6	2:44.788	47.235	1:14.929	42.624	210.8	16:37.355
8	2:49.689	49.600	1:16.403	43.686	194.2	22:28.323	7	2:45.435	47.361	1:14.607	43.467	215.9	19:22.790
9	2:47.453	48.238	1:15.841	43.374	202.5	25:15.776	8	3:03.900	47.969	1:32.322	43.609	212.9	22:26.690
							9	2:47.013	48.456	1:15.300	43.257	200.7	25:13.703
<b>87</b> Yann GASPARIINI ST ELOI													
1	2:47.084	42.381	1:19.638	45.065	181.5	2:47.084	<b>178</b> Danny WINSTANLEY IND						
2	2:50.253	49.710	1:16.975	43.568	198.5	5:37.337	1	2:48.138	49.979	1:15.434	42.725	188.8	2:48.138
3	2:48.079	48.876	1:16.005	43.198	199.9	8:25.416	2	2:42.925	46.425	1:14.157	42.343	214.2	5:31.063
4	2:48.407	49.147	1:15.854	43.406	207.6	11:13.823	3	2:42.761	47.192	1:13.354	42.215	201.0	8:13.824
5	2:50.701	49.056	1:16.904	44.741	200.7	14:04.524	4	2:51.570	55.323	1:13.851	42.396	210.4	11:05.394
6	2:49.166	49.086	1:16.056	44.024	205.2	16:53.690	5	2:42.888	46.324	1:14.898	41.666	203.3	13:48.282
7	2:50.397	49.887	1:16.280	44.230	192.1	19:44.087	6	2:50.204	51.284	1:16.188	42.732	149.5	16:38.486
8	2:50.969	50.100	1:16.816	44.053	198.5	22:35.056	7	2:42.865	46.464	1:13.370	43.031	209.6	19:21.351
9	2:50.730	50.445	1:16.384	43.901	200.7	25:25.786							
<b>92</b> Olivier LOÏ ST ELOI													
1	2:45.854	40.787	1:19.799	45.268	171.5	2:45.854	<b>233</b> Sylvio BOSSI CCF						
2	2:45.829	48.442	1:14.850	42.537	209.6	5:31.683	1	3:21.847	1:15.621	1:21.630	44.596	147.6	3:21.847
3	2:43.832	47.537	1:14.529	41.766	196.3	8:15.515	2	2:55.426	51.151	1:19.307	44.968	177.3	6:17.273
4	2:46.804	48.324	1:15.293	43.187	201.0	11:02.319	3	2:52.058	49.170	1:18.631	44.257	195.6	9:09.331



## Caterham R300


### SPA RACING FESTIVAL

#### Qualifying

#### Analysis

■ Personal Best   
 ■ Session Best   
 **B** Crossing the finish line in pit lane


Lap	Time	Sector 1	Sector 2	Sector 3	T. Spd	Elapsed	Lap	Time	Sector 1	Sector 2	Sector 3	T. Spd	Elapsed
4	2:53.128	49.682	<span style="background-color: green;">1:17.997</span>	45.449	193.8	12:02.459							
5	2:53.695	49.841	1:18.852	45.002	195.9	14:56.154							
6	2:53.743	50.171	1:18.534	45.038	192.8	17:49.897							
7	2:55.026	51.657	1:18.671	44.698	195.2	20:44.923							
8	2:53.377	50.053	1:18.124	45.200	189.8	23:38.300							
9	2:54.085	50.235	1:18.360	45.490	193.5	26:32.385							



## Caterham R300 SPA RACING FESTIVAL Race 1 (25')

### Starting Grid

2:51.860	<b>Gautier NION</b>	A CCF	44	- 24 -	233	BS CCF	2:52.058 Sylvio BOSSI
2:49.823	<b>Michel CLOUD</b>	BS CCF	61	- 23 -	49	A ROSSEL SPORT	2:50.119 Rodolphe ARGOUD
2:49.554	<b>Patrick SENARD</b>	BS CCF	8	- 22 -	73	AS ROSSEL SPORT	2:49.659 Philippe LAURENT
2:48.762	<b>Nicolas COTTANCIN</b>	AS CCF	72	- 21 -	32	BS CCF	2:49.509 Jean MIGNATELLI
2:48.212	<b>Pierre REYPIN</b>	AS ROSSELS	5	- 20 -	38	BS DOG RACING	2:48.618 Claude BOUEIX
2:48.079	<b>Yann GASPARI</b>	A ST ELOI	87	- 19 -	57	BS PALM	2:48.202 Philippe SIMON
2:47.955	<b>Laurent BOUTERIN</b>	A IND	71	- 18 -	24	AS CCF	2:48.062 Gilles DELAROCHEFORDIERE
2:47.518	<b>Bruno AVEQUE</b>	AS PALM	30	- 17 -	26	BS CCF	2:47.707 Bruno FOURE
2:47.410	<b>J.Paul GOBBA</b>	BS CCF	14	- 16 -	28	AS CCF	2:47.506 Claude ANOUILH
2:47.151	<b>Olivier MASSOUTRE</b>	BS CCF	25	- 15 -	33	BS PALM	2:47.260 Maurice GOUTEYRON
2:46.906	<b>Arnaud MIGNATELLI</b>	AS CCF	17	- 14 -	37	BS DOG RACING	2:47.045 Patrick DEHANT
2:46.695	<b>Philippe GOSSIAUX</b>	BS ST ELOI	76	- 13 -	60	AS PALM	2:46.896 Francis CHATELAIN
2:46.400	<b>Franck CHAHINIAN</b>	AS PALM	20	- 12 -	29	A IND	2:46.636 Eric MOUSSIER
2:46.048	<b>Christophe GAULTIER</b>	AS CCF	07	- 11 -	12	AS PALM	2:46.089 Arnaud GRIFFON
2:45.831	<b>Bruno GEORGEON</b>	A CCF	4	- 10 -	70	AS IND	2:45.896 Thomas BOUTERIN
					69	AS CCF	2:45.628 Philippe QUETAUD



**Caterham R300**  
**SPA RACING FESTIVAL**  
**Race 1 (25')**

**Starting Grid**


2:45.332 Hervé CORDEL	A CCF	99	- 9 -	18	AS IND	2:45.266 Julien GORSE
2:45.099 Alexis GRONIER	A DOG RACING	40	- 8 -	16	AS PALM	2:45.090 Cyrille BALIKI
2:45.033 Frédéric ALLAIRE	A IND	63	- 7 -	98	AS CCF	2:44.762 Olivier GUERIN
2:44.760 Pascal WEHLEN	AS PALM	23	- 6 -	166	uk IND	2:44.626 Damian MILKINS
2:44.505 Alexandre PINTO	AS ST ELOI	75	- 5 -	3	AS PALM	2:44.474 Rémi SAUGET
2:44.457 Alain GIRARDOT	BS CCF	48	- 4 -	9	AS PALM	2:44.351 Henri BIZET
2:44.064 Mayeul BOURDAT	A BIG BAZAR	64	- 3 -	74	AS ST ELOI	2:43.885 J.Philippe GOSSIAUX
2:43.832 Olivier LOÏ	AS ST ELOI	92	- 2 -	15	AS CCF	2:43.499 Adrien PAVIOT
2:42.761 Danny WINSTANLEY	uk IND	178	- 1 -			

Pole

Stewards:

Timekeeper:





## Caterham R300

### SPA RACING FESTIVAL

#### Race 1 (25')

### Final Classification

Drivers	Nat	Team	Vehicle	Class	Laps	Total Time	Gap	Kph	Best Lap	
									Lap	Time Kph
1 15 Adrien PAVIOT		CCF		AS	8	27:04.482	- 124.2	8	3:18.304	127.1
2 9 Henri BIZET		PALM		AS	8	27:05.243	+0.761 124.1	8	3:17.575	127.6
3 3 Rémi SAUGET		PALM		AS	8	27:06.276	+1.794 124.0	8	3:17.102	127.9
4 178 Danny WINSTANLEY		IND		uk	8	27:10.207	+5.725 123.7	7	3:17.433	127.7
5 18 Julien GORSE		IND		AS	8	27:37.904	+33.422 121.7	8	3:20.688	125.6
6 07 Christophe GAULTIER		CCF		AS	8	27:39.076	+34.594 121.6	7	3:19.713	126.3
7 166 Damien MILKINS		IND		uk	8	27:45.309	+40.827 121.1	8	3:22.761	124.4
8 92 Olivier LOÏ		ST ELOI		AS	8	27:56.636	+52.154 120.3	8	3:25.169	122.9
9 74 J.Philippe GOSSIAUX		ST ELOI		AS	8	28:06.555	+1:02.073 119.6	8	3:26.968	121.8
10 40 Alexis GRONIER		DOG RACING		A	8	28:06.943	+1:02.461 119.6	6	3:24.271	123.4
11 20 Franck CHAHINIAN		PALM		AS	8	28:14.589	+1:10.107 119.0	7	3:22.755	124.4
12 33 Maurice GOUTEYRON		PALM		BS	8	28:15.601	+1:11.119 119.0	8	3:23.553	123.9
13 64 Mayeul BOURDAT		BIG BAZAR		A	8	28:21.007	+1:16.525 118.6	2	3:28.741	120.8
14 70 Thomas BOUTERIN		IND		AS	8	28:23.378	+1:18.896 118.4	8	3:25.126	122.9
15 48 Alain GIRARDOT		CCF		BS	8	28:24.754	+1:20.272 118.3	8	3:24.233	123.5
16 4 Bruno GEORGEON		CCF		A	8	28:25.548	+1:21.066 118.3	7	3:26.567	122.1
17 29 Eric MOUSSIER		IND		A	8	28:27.550	+1:23.068 118.1	7	3:25.574	122.7
18 60 Francis CHATELAIN		PALM		AS	8	28:41.581	+1:37.099 117.2	6	3:27.583	121.5
19 28 Claude ANOUILH		CCF		AS	8	28:43.635	+1:39.153 117.0	6	3:26.850	121.9
20 75 Alexandre PINTO		ST ELOI		AS	8	28:45.540	+1:41.058 116.9	8	3:31.467	119.2
21 12 Arnaud GRIFFON		PALM		AS	8	28:45.549	+1:41.067 116.9	8	3:25.646	122.6
22 23 Pascal WEHRLÉN		PALM		AS	8	28:46.643	+1:42.161 116.8	8	3:23.244	124.1
23 76 Philippe GOSSIAUX		ST ELOI		BS	8	28:50.884	+1:46.402 116.5	7	3:27.278	121.6
24 17 Arnaud MIGNATELLI		CCF		AS	8	28:51.059	+1:46.577 116.5	8	3:26.036	122.4
25 16 Cyrille BALIKI		PALM		AS	8	28:59.386	+1:54.904 116.0	7	3:24.802	123.1
26 71 Laurent BOUTERIN		IND		A	8	29:00.523	+1:56.041 115.9	7	3:26.165	122.3
27 63 Frédéric ALLAIRE		IND		A	8	29:12.741	+2:08.259 115.1	7	3:30.496	119.8
28 14 J.Paul GOBBA		CCF		BS	8	29:15.448	+2:10.966 114.9	8	3:28.315	121.0
29 61 Michel CLOUD		CCF		BS	8	29:34.145	+2:29.663 113.7	8	3:29.960	120.1
30 57 Philippe SIMON		PALM		BS	8	29:41.035	+2:36.553 113.3	8	3:29.250	120.5
31 37 Patrick DEHANT		DOG RACING		BS	8	29:43.587	+2:39.105 113.1	6	3:32.996	118.4
32 87 Yann GASPARINI		ST ELOI		A	8	29:45.629	+2:41.147 113.0	8	3:30.594	119.7
33 44 Gautier NION		CCF		A	8	29:48.154	+2:43.672 112.8	6	3:29.699	120.2
34 32 Jean MIGNATELLI		CCF		BS	8	29:48.544	+2:44.062 112.8	8	3:32.070	118.9
35 5 Pierre REYPIN		ROSSELSP		AS	8	29:48.788	+2:44.306 112.8	8	3:34.826	117.4
36 24 Gilles DELAROCHEFORDIERE		CCF		AS	8	30:03.727	+2:59.245 111.8	7	3:32.529	118.6
37 233 Sylvio BOSSI		CCF		BS	8	30:12.273	+3:07.791 111.3	7	3:31.823	119.0
38 49 Rodolphe ARGOUD		ROSSEL SPORT		A	7	26:53.438	1 Lap 109.4	7	3:38.789	115.2
39 72 Nicolas COTTANCIN		CCF		AS	7	27:03.199	1 Lap 108.7	6	3:36.631	116.4
40 73 Philippe LAURENT		ROSSEL SPORT		AS	7	27:04.784	1 Lap 108.6	7	3:42.397	113.4

#### Not classified:

30 Bruno AVEQUE	PALM	AS	4	16:10.191	2	3:41.367	113.9
38 Claude BOUEIX	DOG RACING	BS	2	7:38.325	2	3:38.313	115.5
8 Patrick SENARD	CCF	BS	2	8:24.098			
99 Hervé CORDEL	CCF	A	1	4:04.341			
69 Philippe QUETAUD	CCF	AS	1	4:18.023			

#### Not started

25 Olivier MASSOUTRE	CCF	BS					
26 Bruno FOURE	CCF	BS					
98 Olivier GUERIN	CCF	AS					


<b>Pole Position</b>		D. WINSTANLEY	2:42.761	154.9 Kph
<b>Fastest Lap</b>	Lap 8	Rémi SAUGET	3:17.102	127.9 Kph

25 SECONDS PENALTY TO CAR N° 178 DUE TO OVERTAKE UNDER YELLOW (REG. PART.)

Published at: .....

Track Status: **WET**

<b>Stewards:</b>	<b>Timekeeper:</b>
------------------	--------------------



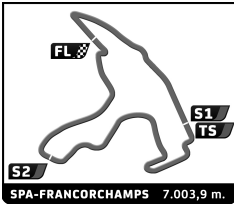
## Caterham R300 SPA RACING FESTIVAL

### Race 1

### Final Classification by Class

Nr. Driver	Nat	Team	Car	Laps	Total Time	Gap	Kph	Best Lap		
								Lap	Time	Kph
<b>A</b>										
1	40	Alexis GRONIER	DOG RACING	8	<b>28:06.943</b>		119.6	6	<b>3:24.271</b>	123.4
2	64	Mayeul BOURDAT	BIG BAZAR	8	<b>28:21.007</b>	+14.064	118.6	2	<b>3:28.741</b>	120.8
3	4	Bruno GEORGEON	CCF	8	<b>28:25.548</b>	+18.605	118.3	7	<b>3:26.567</b>	122.1
4	29	Eric MOUSSIER	IND	8	<b>28:27.550</b>	+20.607	118.1	7	<b>3:25.574</b>	122.7
5	71	Laurent BOUTERIN	IND	8	<b>29:00.523</b>	+53.580	115.9	7	<b>3:26.165</b>	122.3
6	63	Frédéric ALLAIRE	IND	8	<b>29:12.741</b>	+105.798	115.1	7	<b>3:30.496</b>	119.8
7	87	Yann GASPARINI	ST ELOI	8	<b>29:45.629</b>	+138.686	113.0	8	<b>3:30.594</b>	119.7
8	44	Gautier NION	CCF	8	<b>29:48.154</b>	+141.211	112.8	6	<b>3:29.699</b>	120.2
9	49	Rodolphe ARGOUD	ROSSEL SPORT	7	<b>26:53.438</b>	1 Laps	109.4	7	<b>3:38.789</b>	115.2
<b>Not classified:</b>										
99		Hervé CORDEL	CCF	1	<b>4:04.341</b>					
<b>AS</b>										
1	15	Adrien PAVIOT	CCF	8	<b>27:04.482</b>		124.2	8	<b>3:18.304</b>	127.1
2	9	Henri BIZET	PALM	8	<b>27:05.243</b>	+0.761	124.1	8	<b>3:17.575</b>	127.6
3	3	Rémi SAUGET	PALM	8	<b>27:06.276</b>	+1.794	124.0	8	<b>3:17.102</b>	127.9
4	18	Julien GORSE	IND	8	<b>27:37.904</b>	+33.422	121.7	8	<b>3:20.688</b>	125.6
5	07	Christophe GAULTIER	CCF	8	<b>27:39.076</b>	+34.594	121.6	7	<b>3:19.713</b>	126.3
6	92	Olivier LOÏ	ST ELOI	8	<b>27:56.636</b>	+52.154	120.3	8	<b>3:25.169</b>	122.9
7	74	J.Philippe GOSSIAUX	ST ELOI	8	<b>28:06.555</b>	+102.073	119.6	8	<b>3:26.968</b>	121.8
8	20	Franck CHAHINIAN	PALM	8	<b>28:14.589</b>	+110.107	119.0	7	<b>3:22.755</b>	124.4
9	70	Thomas BOUTERIN	IND	8	<b>28:23.378</b>	+118.896	118.4	8	<b>3:25.126</b>	122.9
10	60	Francis CHATELAIN	PALM	8	<b>28:41.581</b>	+137.099	117.2	6	<b>3:27.583</b>	121.5
11	28	Claude ANOUILH	CCF	8	<b>28:43.635</b>	+139.153	117.0	6	<b>3:26.850</b>	121.9
12	75	Alexandre PINTO	ST ELOI	8	<b>28:45.540</b>	+141.058	116.9	8	<b>3:31.467</b>	119.2
13	12	Arnaud GRIFFON	PALM	8	<b>28:45.549</b>	+141.067	116.9	8	<b>3:25.646</b>	122.6
14	23	Pascal WEHRLIN	PALM	8	<b>28:46.643</b>	+142.161	116.8	8	<b>3:23.244</b>	124.1
15	17	Arnaud MIGNATELLI	CCF	8	<b>28:51.059</b>	+146.577	116.5	8	<b>3:26.036</b>	122.4
16	16	Cyrille BALIKI	PALM	8	<b>28:59.386</b>	+154.904	116.0	7	<b>3:24.802</b>	123.1
17	5	Pierre REYPIN	ROSSELSP	8	<b>29:48.788</b>	+244.306	112.8	8	<b>3:34.826</b>	117.4
18	24	Gilles DELAROCHEFORDIERE	CCF	8	<b>30:03.727</b>	+259.245	111.8	7	<b>3:32.529</b>	118.6
19	72	Nicolas COTTANCIN	CCF	7	<b>27:03.199</b>	1 Laps	108.7	6	<b>3:36.631</b>	116.4
20	73	Philippe LAURENT	ROSSEL SPORT	7	<b>27:04.784</b>	1 Laps	108.6	7	<b>3:42.397</b>	113.4
<b>Not classified:</b>										
30		Bruno AVEQUE	PALM	4	<b>16:10.191</b>			2	<b>3:41.367</b>	113.9
69		Philippe QUETAUD	CCF	1	<b>4:18.023</b>					
<b>Not started</b>										
98		Olivier GUERIN	CCF							
<b>BS</b>										
1	33	Maurice GOUTEYRON	PALM	8	<b>28:15.601</b>		119.0	8	<b>3:23.553</b>	123.9
2	48	Alain GIRARDOT	CCF	8	<b>28:24.754</b>	+9.153	118.3	8	<b>3:24.233</b>	123.5
3	76	Philippe GOSSIAUX	ST ELOI	8	<b>28:50.884</b>	+35.283	116.5	7	<b>3:27.278</b>	121.6
4	14	J.Paul GOBBA	CCF	8	<b>29:15.448</b>	+59.847	114.9	8	<b>3:28.315</b>	121.0
5	61	Michel CLOUD	CCF	8	<b>29:34.145</b>	+118.544	113.7	8	<b>3:29.960</b>	120.1
6	57	Philippe SIMON	PALM	8	<b>29:41.035</b>	+125.434	113.3	8	<b>3:29.250</b>	120.5
7	37	Patrick DEHANT	DOG RACING	8	<b>29:43.587</b>	+127.986	113.1	6	<b>3:32.996</b>	118.4
8	32	Jean MIGNATELLI	CCF	8	<b>29:48.544</b>	+132.943	112.8	8	<b>3:32.070</b>	118.9
9	233	Sylvio BOSSI	CCF	8	<b>30:12.273</b>	+156.672	111.3	7	<b>3:31.823</b>	119.0
<b>Not classified:</b>										
38		Claude BOUEIX	DOG RACING	2	<b>7:38.325</b>			2	<b>3:38.313</b>	115.5
8		Patrick SENARD	CCF	2	<b>8:24.098</b>					
<b>Not started</b>										
25		Olivier MASSOUTRE	CCF							
26		Bruno FOURE	CCF							
<b>uk</b>										
1	178	Danny WINSTANLEY	IND	8	<b>27:10.207</b>		123.7	7	<b>3:17.433</b>	127.7
2	166	Damian MILKINS	IND	8	<b>27:45.309</b>	+35.102	121.1	8	<b>3:22.761</b>	124.4

25 SECONDS PENALTY TO CAR N° 178 DUE TO OVERTAKE UNDER YELLOW (REG. PART.)



**Caterham R300**  
SPA RACING FESTIVAL  
Race 1

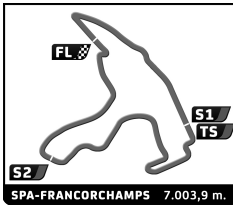
Final Classification by Class

Nr. Driver	Nat	Team	Car	Laps	Total Time	Gap	Kph	Best Lap	
								Lap	Time

Published at: .....

Track Status: **WET**

<b>Stewards:</b>	<b>Timekeeper:</b>
------------------	--------------------



# Caterham R300

## SPA RACING FESTIVAL

### Race 1

### Final Classification

Nr.	Driver	Nat	Team	Car	Cl	Time	Lap Total	Gap	Kph
1	3 Rémi SAUGET		PALM		AS	<b>3:17.102</b>	8 8	-	<b>127.9</b>
2	178 Danny WINSTANLEY		IND		uk	<b>3:17.433</b>	7 8	+25.331+25.331	<b>127.7</b>
3	9 Henri BIZET		PALM		AS	<b>3:17.575</b>	8 8	+0.473+24.858	<b>127.6</b>
4	15 Adrien PAVIOT		CCF		AS	<b>3:18.304</b>	8 8	+1.202+0.729	<b>127.1</b>
5	07 Christophe GAULTIER		CCF		AS	<b>3:19.713</b>	7 8	+2.611+1.409	<b>126.3</b>
6	18 Julien GORSE		IND		AS	<b>3:20.688</b>	8 8	+3.586+0.975	<b>125.6</b>
7	20 Franck CHAHINIAN		PALM		AS	<b>3:22.755</b>	7 8	+5.653+2.067	<b>124.4</b>
8	166 Damian MILKINS		IND		uk	<b>3:22.761</b>	8 8	+5.659+0.006	<b>124.4</b>
9	23 Pascal WEHRLÉN		PALM		AS	<b>3:23.244</b>	8 8	+6.142+0.483	<b>124.1</b>
10	33 Maurice GOUTEYRON		PALM		BS	<b>3:23.553</b>	8 8	+6.451+0.309	<b>123.9</b>
11	48 Alain GIRARDOT		CCF		BS	<b>3:24.233</b>	8 8	+7.131+0.680	<b>123.5</b>
12	40 Alexis GRONIER		DOG RACING		A	<b>3:24.271</b>	6 8	+7.169+0.038	<b>123.4</b>
13	16 Cyrille BALIKI		PALM		AS	<b>3:24.802</b>	7 8	+7.700+0.531	<b>123.1</b>
14	70 Thomas BOUTERIN		IND		AS	<b>3:25.126</b>	8 8	+8.024+0.324	<b>122.9</b>
15	92 Olivier LOÏ		ST ELOI		AS	<b>3:25.169</b>	8 8	+8.067+0.043	<b>122.9</b>
16	29 Eric MOUSSIER		IND		A	<b>3:25.574</b>	7 8	+8.472+0.405	<b>122.7</b>
17	12 Arnaud GRIFFON		PALM		AS	<b>3:25.646</b>	8 8	+8.544+0.072	<b>122.6</b>
18	17 Arnaud MIGNATELLI		CCF		AS	<b>3:26.036</b>	8 8	+8.934+0.390	<b>122.4</b>
19	71 Laurent BOUTERIN		IND		A	<b>3:26.165</b>	7 8	+9.063+0.129	<b>122.3</b>
20	4 Bruno GEORGEON		CCF		A	<b>3:26.567</b>	7 8	+9.465+0.402	<b>122.1</b>
21	28 Claude ANOUILH		CCF		AS	<b>3:26.850</b>	6 8	+9.748+0.283	<b>121.9</b>
22	74 J.Philippe GOSSIAUX		ST ELOI		AS	<b>3:26.968</b>	8 8	+9.866+0.118	<b>121.8</b>
23	76 Philippe GOSSIAUX		ST ELOI		BS	<b>3:27.278</b>	7 8	+10.176+0.310	<b>121.6</b>
24	60 Francis CHATELAIN		PALM		AS	<b>3:27.583</b>	6 8	+10.481+0.305	<b>121.5</b>
25	14 J.Paul GOBBA		CCF		BS	<b>3:28.315</b>	8 8	+11.213+0.732	<b>121.0</b>
26	64 Mayeul BOURDAT		BIG BAZAR		A	<b>3:28.741</b>	2 8	+11.639+0.426	<b>120.8</b>
27	57 Philippe SIMON		PALM		BS	<b>3:29.250</b>	8 8	+12.148+0.509	<b>120.5</b>
28	44 Gautier NION		CCF		A	<b>3:29.699</b>	6 8	+12.597+0.449	<b>120.2</b>
29	61 Michel CLOUD		CCF		BS	<b>3:29.960</b>	8 8	+12.858+0.261	<b>120.1</b>
30	63 Frédéric ALLAIRE		IND		A	<b>3:30.496</b>	7 8	+13.394+0.536	<b>119.8</b>
31	87 Yann GASPARIINI		ST ELOI		A	<b>3:30.594</b>	8 8	+13.492+0.098	<b>119.7</b>
32	75 Alexandre PINTO		ST ELOI		AS	<b>3:31.467</b>	8 8	+14.365+0.873	<b>119.2</b>
33	233 Sylvio BOSSI		CCF		BS	<b>3:31.823</b>	7 8	+14.721+0.356	<b>119.0</b>
34	32 Jean MIGNATELLI		CCF		BS	<b>3:32.070</b>	8 8	+14.968+0.247	<b>118.9</b>
35	24 Gilles DELAROCHEFORDIERE		CCF		AS	<b>3:32.529</b>	7 8	+15.427+0.459	<b>118.6</b>
36	37 Patrick DEHANT		DOG RACING		BS	<b>3:32.996</b>	6 8	+15.894+0.467	<b>118.4</b>
37	5 Pierre REYPIN		ROSSELSP		AS	<b>3:34.826</b>	8 8	+17.724+1.830	<b>117.4</b>
38	72 Nicolas COTTANCIN		CCF		AS	<b>3:36.631</b>	6 7	+19.529+1.805	<b>116.4</b>
40	49 Rodolphe ARGOUD		ROSSEL SPORT		A	<b>3:38.789</b>	7 7	+21.687+0.476	<b>115.2</b>
42	73 Philippe LAURENT		ROSSEL SPORT		AS	<b>3:42.397</b>	7 7	+25.295+1.030	<b>113.4</b>
<b>Not classified:</b>									
39	38 Claude BOUEIX		DOG RACING		BS	<b>3:38.313</b>	2 2	+21.211+1.682	<b>115.5</b>
41	30 Bruno AVEQUE		PALM		AS	<b>3:41.367</b>	2 4	+24.265+2.578	<b>113.9</b>

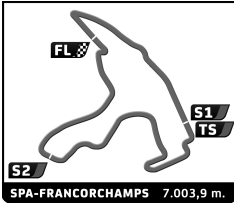
**Fastest Lap** Lap 8 Rémi SAUGET **3:17.102** 127.9 Kph

25 SECONDS PENALTY TO CAR N° 178 DUE TO OVERTAKE UNDER YELLOW (REG. PART.)

Published at: .....

Track Status: **WET**

Stewards:	Timekeeper:
-----------	-------------



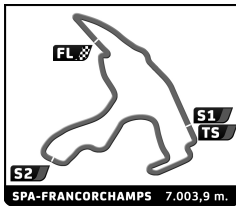
# Caterham R300

## SPA RACING FESTIVAL

### Race 1

### Lap Chart

		LAP								
Nr	Pos	Grid	1	2	3	4	5	6	7	8
178	<b>1</b>	178	178	178	178	178	178	178	178	178
15	<b>2</b>	15	15	15	15	15	15	15	15	15
92	<b>3</b>	92	9	9	9	9	9	9	9	9
74	<b>4</b>	74	3	3	3	3	3	3	3	3
64	<b>5</b>	64	166	166	166	166	18	18	18	18
9	<b>6</b>	9	92	92	92	18	166	166	07	07
48	<b>7</b>	48	18	18	18	92	07	07	166	166
3	<b>8</b>	3	74	74	74	07	92	92	92	92
75	<b>9</b>	75	64	64	07	74	74	20	20	74
166	<b>10</b>	166	48	48	64	64	20	74	74	40
23	<b>11</b>	23	75	07	48	40	40	40	40	20
98	<b>12</b>	98	40	40	40	20	64	64	64	33
63	<b>13</b>	63	07	75	75	70	33	33	33	64
16	<b>14</b>	16	70	20	20	33	70	70	70	70
40	<b>15</b>	40	4	70	70	75	4	4	4	48
18	<b>16</b>	18	20	4	4	4	48	48	48	4
99	<b>17</b>	99	16	16	33	48	75	29	29	29
69	<b>18</b>	69	12	12	16	16	29	16	16	60
4	<b>19</b>	4	29	33	29	29	16	75	60	28
70	<b>20</b>	70	33	29	12	12	12	60	75	75
07	<b>21</b>	07	23	23	60	60	60	28	28	12
12	<b>22</b>	12	60	60	76	76	28	12	12	23
20	<b>23</b>	20	76	76	28	28	76	76	76	76
29	<b>24</b>	29	63	28	23	23	23	23	23	17
76	<b>25</b>	76	28	63	63	17	17	17	17	16
60	<b>26</b>	60	38	38	14	63	71	71	71	71
17	<b>27</b>	17	14	14	17	71	63	63	63	63
37	<b>28</b>	37	99	17	30	14	14	14	14	14
25	<b>29</b>	25	30	30	71	5	61	61	61	61
33	<b>30</b>	33	5	5	5	37	5	37	37	57
14	<b>31</b>	14	37	37	37	61	37	5	57	37
28	<b>32</b>	28	17	71	61	32	57	57	44	87
30	<b>33</b>	30	24	61	32	57	32	44	5	44
26	<b>34</b>	26	61	32	24	24	87	87	87	32
71	<b>35</b>	71	32	24	57	87	44	32	32	5
24	<b>36</b>	24	71	49	87	44	24	24	24	24
87	<b>37</b>	87	49	87	49	49	233	233	233	233
57	<b>38</b>	57	87	57	44	233	49	49	49	
5	<b>39</b>	5	57	44	73	73	73	73	72	
38	<b>40</b>	38	8	73	233	72	72	72	73	
72	<b>41</b>	72	44	72	72	30				
32	<b>42</b>	32	72	233						
8	<b>43</b>	8	69	8						
73	<b>44</b>	73	73							
61	<b>45</b>	61	233							
49	<b>46</b>	49								
44	<b>47</b>	44								
233	<b>48</b>	233								



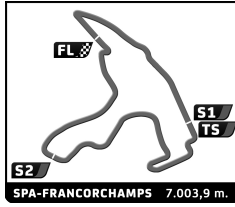
## Caterham R300

### SPA RACING FESTIVAL

#### Race 1

#### Best Sector Times

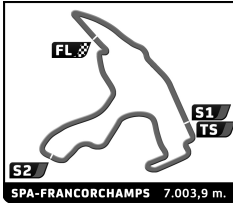
SECTOR 1			SECTOR 2			SECTOR 3			Pos	Driver	Ideal Lap	Best Lap
Pos	Driver	Time	Driver	Time	Driver	Time						
1	178 D.WINSTANLEY	53.747	9 H.BIZET	1:32.492	3 R.SAUGET	49.825	1	178 D.WINSTANLEY	3:16.760	3:17.433	(2)	
2	3 R.SAUGET	54.619	15 A.PAVIOT	1:32.529	15 A.PAVIOT	50.068	2	3 R.SAUGET	3:17.102	3:17.102	(1)	
3	9 H.BIZET	54.627	3 R.SAUGET	1:32.658	178 D.WINSTANLEY	50.117	3	9 H.BIZET	3:17.575	3:17.575	(3)	
4	15 A.PAVIOT	55.330	07 C.GAULTIER	1:32.884	9 H.BIZET	50.456	4	15 A.PAVIOT	3:17.927	3:18.304	(4)	
5	166 D.MILKINS	55.360	178 D.WINSTANLEY	1:32.896	18 J.GORSE	50.866	5	07 C.GAULTIER	3:19.713	3:19.713	(5)	
6	20 F.CHAHINIAN	55.526	18 J.GORSE	1:33.640	07 C.GAULTIER	50.990	6	18 J.GORSE	3:20.649	3:20.688	(6)	
7	07 C.GAULTIER	55.839	23 P.WEHRLEN	1:34.463	166 D.MILKINS	51.248	7	166 D.MILKINS	3:22.065	3:22.761	(8)	
8	18 J.GORSE	56.143	48 A.GIRARDOT	1:34.805	33 M.GOUTEYRON	51.529	8	20 F.CHAHINIAN	3:22.673	3:22.755	(7)	
9	16 C.BALIKI	56.303	33 M.GOUTEYRON	1:34.831	40 A.GRONIER	51.884	9	33 M.GOUTEYRON	3:23.078	3:23.553	(10)	
10	70 T.BOUTERIN	56.398	29 E.MOUSSIER	1:34.870	23 P.WEHRLEN	51.974	10	23 P.WEHRLEN	3:23.244	3:23.244	(9)	
11	4 B.GEORGEON	56.463	40 A.GRONIER	1:34.886	71 L.BOUTERIN	52.026	11	48 A.GIRARDOT	3:24.233	3:24.233	(11)	
12	92 O.LOÏ	56.602	12 A.GRIFFON	1:34.993	70 T.BOUTERIN	52.083	12	40 A.GRONIER	3:24.271	3:24.271	(12)	
13	60 F.CHATELAIN	56.638	20 F.CHAHINIAN	1:35.024	48 A.GIRARDOT	52.097	13	16 C.BALIKI	3:24.481	3:24.802	(13)	
14	17 A.MIGNATELLI	56.656	14 J.GOBBA	1:35.220	20 F.CHAHINIAN	52.123	14	92 O.LOÏ	3:24.799	3:25.169	(15)	
15	33 M.GOUTEYRON	56.718	166 D.MILKINS	1:35.457	28 C.ANOUILH	52.194	15	29 E.MOUSSIER	3:24.856	3:25.574	(16)	
16	29 E.MOUSSIER	56.792	71 L.BOUTERIN	1:35.465	92 O.LOÏ	52.222	16	71 L.BOUTERIN	3:24.894	3:26.165	(19)	
17	23 P.WEHRLEN	56.807	4 B.GEORGEON	1:35.662	17 A.MIGNATELLI	52.326	17	4 B.GEORGEON	3:25.042	3:26.567	(20)	
18	28 C.ANOUILH	56.822	16 C.BALIKI	1:35.757	16 C.BALIKI	52.421	18	70 T.BOUTERIN	3:25.126	3:25.126	(14)	
19	76 P.GOSSIAUX	57.195	92 O.LOÏ	1:35.975	12 A.GRIFFON	52.426	19	28 C.ANOUILH	3:25.261	3:26.850	(21)	
20	24 G.DELAROCHEFORDIERE	57.271	28 C.ANOUILH	1:36.245	74 J.GOSSIAUX	52.750	20	12 A.GRIFFON	3:25.374	3:25.646	(17)	
21	74 J.GOSSIAUX	57.288	76 P.GOSSIAUX	1:36.248	4 B.GEORGEON	52.917	21	17 A.MIGNATELLI	3:25.490	3:26.036	(18)	
22	48 A.GIRARDOT	57.331	64 M.BOURDAT	1:36.384	29 E.MOUSSIER	53.194	22	74 J.GOSSIAUX	3:26.603	3:26.968	(22)	
23	71 L.BOUTERIN	57.403	17 A.MIGNATELLI	1:36.508	61 M.CLOUD	53.261	23	76 P.GOSSIAUX	3:26.850	3:27.278	(23)	
24	40 A.GRONIER	57.501	74 J.GOSSIAUX	1:36.565	76 P.GOSSIAUX	53.407	24	60 F.CHATELAIN	3:27.393	3:27.583	(24)	
25	44 G.NION	57.567	70 T.BOUTERIN	1:36.645	57 P.SIMON	53.763	25	64 M.BOURDAT	3:28.110	3:28.741	(26)	
26	64 M.BOURDAT	57.578	44 G.NION	1:36.697	60 F.CHATELAIN	53.794	26	14 J.GOBBA	3:28.315	3:28.315	(25)	
27	87 Y.GASPARINI	57.603	60 F.CHATELAIN	1:36.961	75 A.PINTO	53.985	27	44 G.NION	3:28.476	3:29.699	(28)	
28	233 S.BOSSI	57.839	87 Y.GASPARINI	1:37.097	63 F.ALLAIRE	54.078	28	87 Y.GASPARINI	3:29.025	3:30.594	(31)	
29	37 P.DEHANT	57.943	75 A.PINTO	1:37.224	64 M.BOURDAT	54.148	29	57 P.SIMON	3:29.250	3:29.250	(27)	
30	12 A.GRIFFON	57.955	57 P.SIMON	1:37.262	24 G.DELAROCHEFORDIERE	54.172	30	75 A.PINTO	3:29.369	3:31.467	(32)	
31	61 M.CLOUD	58.109	63 F.ALLAIRE	1:37.586	44 G.NION	54.212	31	61 M.CLOUD	3:29.960	3:29.960	(29)	
32	75 A.PINTO	58.160	37 P.DEHANT	1:37.888	37 P.DEHANT	54.213	32	37 P.DEHANT	3:30.044	3:32.996	(36)	
33	57 P.SIMON	58.225	32 J.MIGNATELLI	1:37.987	87 Y.GASPARINI	54.325	33	63 F.ALLAIRE	3:30.247	3:30.496	(30)	
34	63 F.ALLAIRE	58.583	61 M.CLOUD	1:38.590	233 S.BOSSI	54.424	34	24 G.DELAROCHEFORDIERE	3:30.482	3:32.529	(35)	
35	14 J.GOBBA	58.591	24 G.DELAROCHEFORDIERE	1:39.039	14 J.GOBBA	54.504	35	233 S.BOSSI	3:31.538	3:31.823	(33)	
36	32 J.MIGNATELLI	59.180	233 S.BOSSI	1:39.275	72 N.COTTANCIN	54.578	36	32 J.MIGNATELLI	3:31.912	3:32.070	(34)	
37	5 P.REYPIN	59.941	5 P.REYPIN	1:39.375	32 J.MIGNATELLI	54.745	37	5 P.REYPIN	3:34.826	3:34.826	(37)	
38	38 C.BOUUEIX	1:00.434	30 B.AVEQUE	1:40.522	49 R.ARGOUUD	55.506	38	72 N.COTTANCIN	3:36.238	3:36.631	(38)	
39	72 N.COTTANCIN	1:00.603	38 C.BOUUEIX	1:40.800	5 P.REYPIN	55.510	39	38 C.BOUUEIX	3:38.313	3:38.313	(39)	
40	49 R.ARGOUUD	1:00.683	72 N.COTTANCIN	1:41.057	73 P.LAURENT	56.668	40	49 R.ARGOUUD	3:38.789	3:38.789	(40)	
41	30 B.AVEQUE	1:00.992	49 R.ARGOUUD	1:42.600	38 C.BOUUEIX	57.079	41	30 B.AVEQUE	3:39.057	3:41.367	(41)	
42	73 P.LAURENT	1:02.588	73 P.LAURENT	1:43.141	30 B.AVEQUE	57.543	42	73 P.LAURENT	3:42.397	3:42.397	(42)	
43	8 P.SENARD	1:05.962	8 P.SENARD	1:43.299	99 H.CORDEL	1:00.628	43	8 P.SENARD	3:52.021			



## Caterham R300 SPA RACING FESTIVAL Race 1

### Best Top Speeds

Driver	Team		Top 1		Top 2		Top 3		Top 4		Top 5		Avg	
			Kph	Lap	Kph	Lap	Kph	Lap	Kph	Lap	Kph	Lap		
15	Adrien PAVIOT	CCF	AS	184.9	2	180.3	8	174.8	7	170.6	6	166.7	1	175,5
178	Danny WINSTANLEY	IND	uk	184.6	7	179.1	8	177.1	6	176.8	5	176.5	2	178,8
20	Franck CHAHINIAN	PALM	AS	179.1	8	167.7	7	162.0	5	153.7	6	150.7	4	162,6
9	Henri BIZET	PALM	AS	177.3	6	170.9	2	169.6	5	169.3	8	160.1	3	169,4
64	Mayeul BOURDAT	BIG BAZAR	A	176.5	6	168.0	5	155.2	2	154.1	3	153.1	4	161,4
166	Damian MILKINS	IND	uk	175.3	7	168.5	8	163.2	6	157.3	5	156.6	2	164,2
07	Christophe GAULTIER	CCF	AS	173.9	7	168.8	6	163.2	3	162.9	8	158.9	2	165,5
48	Alain GIRARDOT	CCF	BS	173.1	6	158.2	7	153.9	5	153.5	2	152.6	8	158,3
28	Claude ANOUILH	CCF	AS	172.0	3	167.5	7	161.7	8	160.5	6	158.0	2	163,9
29	Eric MOUSSIER	IND	A	170.4	7	162.2	6	156.8	2	156.1	5	152.0	8	159,5
12	Arnaud GRIFFON	PALM	AS	170.4	7	160.8	5	158.9	6	155.7	8	151.6	2	159,5
5	Pierre REYPIN	ROSSELSP	AS	169.8	8	157.7	5	157.3	6	149.7	4	144.1	3	155,7
4	Bruno GEORGEON	CCF	A	168.3	5	167.2	7	163.9	6	155.0	2	154.4	8	161,8
3	Rémi SAUGET	PALM	AS	168.0	7	162.0	5	161.5	2	159.1	6	158.4	1	161,8
71	Laurent BOUTERIN	IND	A	168.0	7	159.4	8	150.5	4	147.8	6	137.7	2	152,7
38	Claude BOUEIX	DOG RACING	BS	167.2	2	131.0	1							149,1
92	Olivier LOÏ	ST ELOI	AS	167.2	3	164.7	6	160.3	8	156.6	5	155.2	1	160,8
23	Pascal WEHRLÉN	PALM	AS	166.2	8	165.2	5	164.4	7	154.8	4	146.6	6	159,4
40	Alexis GRONIER	DOG RACING	A	166.2	3	164.4	6	159.8	7	158.2	8	156.6	2	161,0
87	Yann GASPARINI	ST ELOI	A	164.9	6	163.2	5	160.1	8	154.4	7	142.0	4	156,9
24	Gilles DELAROCHEFORDIER	CCF	AS	163.9	8	145.4	5	145.3	6	145.1	7	140.9	3	148,1
74	J.Philippe GOSSIAUX	ST ELOI	AS	163.9	7	161.7	3	157.7	5	156.1	8	148.6	6	157,6
14	J.Paul GOBBA	CCF	BS	163.9	5	159.1	6	157.5	8	156.6	4	152.0	3	157,8
76	Philippe GOSSIAUX	ST ELOI	BS	163.9	8	161.7	7	161.0	6	146.4	2	144.7	3	155,5
44	Gautier NION	CCF	A	163.7	6	160.1	8	142.4	5	139.1	7	138.9	4	148,8
33	Maurice GOUTEYRON	PALM	BS	163.7	7	161.0	6	156.8	4	148.4	8	148.2	5	155,6
60	Francis CHATELAIN	PALM	AS	163.2	6	158.4	8	151.3	5	149.3	3	143.9	4	153,2
18	Julien GORSE	IND	AS	162.9	7	161.0	8	152.2	6	150.1	5	143.1	1	153,9
75	Alexandre PINTO	ST ELOI	AS	162.2	8	158.4	7	155.9	5	152.4	2	150.1	6	155,8
57	Philippe SIMON	PALM	BS	161.7	6	156.6	8	154.1	7	132.0	4	131.2	5	147,1
17	Arnaud MIGNATELLI	CCF	AS	161.5	5	160.8	6	150.7	8	147.2	2	138.0	7	151,6
16	Cyrille BALIKI	PALM	AS	160.8	7	159.4	6	157.7	2	154.1	3	153.3	8	157,1
72	Nicolas COTTANCIN	CCF	AS	160.5	7	153.1	6	133.6	5	129.9	2	126.7	4	140,8
63	Frédéric ALLAIRE	IND	A	160.1	8	156.6	7	154.6	6	151.8	5	147.4	2	154,1
37	Patrick DEHANT	DOG RACING	BS	159.4	6	151.3	2	148.4	8	145.3	4	143.7	7	149,6
73	Philippe LAURENT	ROSSEL SPORT	AS	156.4	7	150.9	5	135.4	6	134.1	3	126.4	4	140,6
70	Thomas BOUTERIN	IND	AS	153.7	8	150.1	2	147.8	7	144.1	5	143.3	6	147,8
32	Jean MIGNATELLI	CCF	BS	152.8	8	136.3	7	133.3	6	132.6	4	132.0	1	137,4
30	Bruno AVEQUE	PALM	AS	152.8	3	139.5	2	137.3	4	124.3	1			138,5
233	Sylvio BOSSI	CCF	BS	152.8	8	149.3	6	148.0	7	141.6	5	139.1	4	146,2
49	Rodolphe ARGOUD	ROSSEL SPORT	A	152.2	7	149.5	6	144.3	4	142.6	5	125.0	3	142,7
61	Michel CLOUD	CCF	BS	149.9	2	143.5	3	143.3	6	143.3	8	140.7	4	144,1
99	Hervé CORDEL	CCF	A	126.3	1									126,3
69	Philippe QUETAUD	CCF	AS	115.4	1									115,4
8	Patrick SENARD	CCF	BS	109.6	2	107.5	1							108,6
26	Bruno FOURE	CCF	BS											
25	Olivier MASSOUTRE	CCF	BS											



# Caterham R300

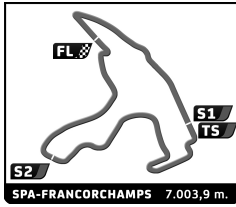
## SPA RACING FESTIVAL

### Race 1

### Best Top Speeds

Driver	Team	Top 1		Top 2		Top 3		Top 4		Top 5	
		Kph	Lap	Kph	Lap	Kph	Lap	Kph	Lap	Kph	Lap Avg
98 Olivier GUERIN	CCF										AS






## Caterham R300 SPA RACING FESTIVAL Race 1

### Fastest Lap Sequence

Practice Time	Driver	Team	Car	Class	Time	Kph	Lap
6:42.847	178 Danny WINSTANLEY	IND		uk	<b>3:20.093</b>	126.0	2
16:51.471	178 Danny WINSTANLEY	IND		uk	<b>3:19.403</b>	126.4	5
20:09.535	178 Danny WINSTANLEY	IND		uk	<b>3:18.064</b>	127.3	6
23:26.968	178 Danny WINSTANLEY	IND		uk	<b>3:17.433</b>	127.7	7
27:06.276	3 Rémi SAUGET	PALM		AS	<b>3:17.102</b>	127.9	8




# Caterham R300 SPA RACING FESTIVAL

## Race 1

### Analysis by lap

■ Lapped

Nr	Lap Time	Gap	Nr	Lap Time	Gap	Nr	Lap Time	Gap	Nr	Lap Time	Gap	Nr	Lap Time	Gap	
<b>Lap 1</b>															
178	3:22.754		64	3:28.741	24.054	60	3:37.851	1:01.427	87	3:42.957	2:00.999	166	3:23.748	48.408	
15	3:24.554	1.800	48	3:28.948	25.137	76	3:38.607	1:02.895	44	3:38.551	2:02.580	07	3:23.056	49.128	
9	3:27.649	4.895	07	3:27.566	25.868	28	3:38.620	1:05.708	49	3:51.499	2:15.209	92	3:26.629	56.042	
3	3:29.799	7.045	40	3:30.342	28.157	23	3:49.015	1:10.021	233	3:44.679	2:17.953	20	3:23.687	59.905	
166	3:32.654	9.900	75	3:31.666	28.817	63	3:43.807	1:13.540	73	3:48.772	2:21.161	74	3:28.314	1:02.615	
92	3:33.502	10.748	20	3:28.117	32.789	14	3:46.094	1:19.579	72	3:54.036	2:35.427	40	3:24.271	1:03.407	
18	3:34.663	11.909	70	3:32.973	33.357	17	3:44.609	1:19.724	30	4:40.561	2:38.123	64	3:29.205	1:10.108	
74	3:36.470	13.716	4	3:33.106	35.529	30	3:43.177	1:22.812				33	3:25.197	1:17.276	
64	3:38.160	15.406	16	3:34.109	39.848	71	3:39.521	1:24.383	<b>Lap 5</b>				70	3:26.918	1:20.346
48	3:39.036	16.282	12	3:34.558	40.977	5	3:43.317	1:25.728	178	3:19.403		4	3:26.645	1:22.711	
75	3:39.998	17.244	33	3:31.888	41.691	37	3:44.426	1:27.435	15	3:23.679	15.647	48	3:26.068	1:24.326	
40	3:40.662	17.908	29	3:34.880	42.466	61	3:42.595	1:31.577	9	3:20.550	17.691	29	3:26.326	1:26.335	
07	3:41.149	18.395	23	3:33.260	44.977	32	3:45.017	1:35.031	3	3:21.247	19.633	16	3:28.773	1:31.568	
70	3:43.231	20.477	60	3:34.980	47.547	24	3:48.436	1:41.181	18	3:24.697	41.877	75	3:33.148	1:32.867	
4	3:45.270	22.516	76	3:33.564	48.259	57	3:45.687	1:42.211	166	3:26.853	42.724	60	3:27.583	1:33.868	
20	3:47.519	24.765	28	3:35.159	51.059	87	3:48.287	1:43.292	07	3:24.481	44.136	28	3:26.850	1:37.291	
16	3:48.586	25.832	63	3:38.511	53.704	49	3:55.111	1:48.960	92	3:28.361	47.477	12	3:37.421	1:41.977	
12	3:49.266	26.512	38	3:38.313	55.478	44	3:51.873	1:49.279	74	3:30.093	52.365	76	3:32.032	1:45.428	
29	3:50.433	27.679	14	3:37.620	57.456	73	3:53.157	1:57.639	20	3:24.254	54.282	23	3:31.167	1:46.625	
33	3:52.650	29.896	17	3:34.818	59.086	233	3:52.768	1:58.524	40	3:27.602	57.200	17	3:28.064	1:47.525	
23	3:54.564	31.810	30	3:41.367	1:03.606	72	4:01.435	2:06.641	64	3:31.439	58.967	71	3:29.627	1:57.931	
60	3:55.414	32.660	5	3:42.922	1:06.382				33	3:28.657	1:10.143	63	3:31.863	2:01.470	
76	3:57.542	34.788	37	3:42.920	1:06.980	<b>Lap 4</b>				14	3:31.226	2:05.180			
63	3:58.040	35.286	71	3:40.839	1:08.833	178	3:25.250		4	3:31.007	1:14.130	61	3:32.941	2:20.016	
28	3:58.747	35.993	61	3:45.774	1:12.953	15	3:28.518	11.371	48	3:30.724	1:16.322	37	3:32.996	2:21.223	
38	4:00.012	37.258	32	3:46.197	1:13.985	9	3:28.051	16.544	75	3:35.295	1:17.783	5	3:38.653	2:26.856	
14	4:02.683	39.929	24	3:50.588	1:16.716	3	3:27.484	17.789	29	3:30.540	1:18.073	57	3:33.737	2:29.266	
99	4:04.341	41.587	49	3:48.836	1:17.820	166	3:34.004	35.274	16	3:33.814	1:20.859	44	3:29.699	2:29.677	
30	4:05.086	42.332	87	3:49.181	1:18.976	18	3:32.376	36.583	12	3:30.401	1:22.620	87	3:32.348	2:29.937	
5	4:06.307	43.553	57	3:49.189	1:20.495	92	3:35.281	38.519	60	3:30.743	1:24.349	32	3:37.202	2:34.522	
37	4:06.907	44.153	44	3:47.372	1:21.377	07	3:28.879	39.058	28	3:30.385	1:28.505	24	3:36.441	2:39.356	
17	4:07.115	44.361	73	3:52.199	1:28.453	74	3:35.085	41.675	76	3:34.764	1:31.460	233	3:36.316	2:57.109	
24	4:08.975	46.221	72	3:54.448	1:29.177	64	3:36.667	46.931	23	3:30.944	1:33.522	49	3:41.671	3:05.114	
61	4:10.026	47.272	233	3:52.121	1:29.727	40	3:37.232	49.001	17	3:27.969	1:37.525	73	3:44.863	3:12.852	
32	4:10.635	47.881	8	4:07.500	1:41.251	20	3:30.284	49.431	71	3:31.438	1:46.368	72	3:36.631	3:16.076	
71	4:10.841	48.087				70	3:37.787	59.671	63	3:36.024	1:47.671				
49	4:11.831	49.077	<b>Lap 3</b>				33	3:34.628	1:00.889	14	3:35.381	1:52.018	<b>Lap 7</b>		
87	4:12.642	49.888	178	3:23.971		75	3:43.102	1:01.891	61	3:38.065	2:05.139	178	3:17.433		
57	4:14.153	51.399	15	3:27.337	8.103	4	3:39.148	1:02.526	5	3:40.356	2:06.267	15	3:18.706	19.210	
8	4:16.598	53.844	9	3:28.909	13.743	48	3:53.807	1:05.001	37	3:39.649	2:06.291	9	3:19.031	20.700	
44	4:16.852	54.098	3	3:28.047	15.555	16	3:38.690	1:06.448	57	3:35.706	2:13.593	3	3:18.822	22.206	
72	4:17.576	54.822	166	3:32.449	26.520	29	3:36.196	1:06.936	32	3:39.873	2:15.384	18	3:21.058	50.248	
69	4:18.023	55.269	92	3:33.180	28.488	12	3:39.389	1:11.622	87	3:34.057	2:15.653	07	3:19.713	51.408	
73	4:19.101	56.347	18	3:33.641	29.457	60	3:36.832	1:13.009	44	3:34.865	2:18.042	166	3:24.605	55.580	
233	4:20.453	57.699	74	3:34.030	31.840	76	3:38.454	1:16.099	24	3:39.928	2:20.979	92	3:25.890	1:04.499	
			07	3:33.532	35.429	28	3:37.065	1:17.523	233	3:40.307	2:38.857	20	3:22.755	1:05.227	
			64	3:35.431	35.514	23	3:37.210	1:21.981	49	3:45.701	2:41.507	74	3:27.437	1:12.619	
			48	3:35.278	36.444	17	3:34.485	1:28.959	73	3:44.295	2:46.053	40	3:27.476	1:13.450	
			40	3:32.833	37.019	63	3:42.760	1:31.050	72	3:41.485	2:57.509	64	3:31.479	1:24.154	
			75	3:39.193	44.039	71	3:35.200	1:34.333				33	3:25.237	1:25.080	
			20	3:35.579	44.397	14	3:41.711	1:36.040	<b>Lap 6</b>				70	3:28.371	1:31.284
			70	3:37.748	47.134	5	3:44.836	1:45.314	178	3:18.064		4	3:26.567	1:31.845	
			4	3:37.070	48.628	37	3:43.860	1:46.045	15	3:20.354	17.937	48	3:26.660	1:33.553	
			33	3:33.791	51.511	61	3:40.150	1:46.477	9	3:19.475	19.102	29	3:25.574	1:34.476	
			16	3:37.131	53.008	32	3:45.133	1:54.914	3	3:19.248	20.817	16	3:24.802	1:38.937	
			29	3:37.495	55.990	57	3:40.329	1:57.290	18	3:22.810	46.623	60	3:29.945	1:46.380	
			12	3:40.477	57.483	24	3:44.523	2:00.454				75	3:31.671	1:47.105	



## Caterham R300 SPA RACING FESTIVAL

### Race 1


### Analysis by lap

■ Lapped

Nr	Lap Time	Gap	Nr	Lap Time	Gap	Nr	Lap Time	Gap	Nr	Lap Time	Gap	Nr	Lap Time	Gap
28	3:28.172	1:48.030	24	3:42.307	3:18.520									
12	3:28.391	1:52.935	233	3:33.806	3:27.066									
76	3:27.278	1:55.273												
23	3:27.239	1:56.431												
17	3:27.963	1:58.055												
71	3:26.165	2:06.663												
63	3:30.496	2:14.533												
14	3:32.418	2:20.165												
61	3:34.634	2:37.217												
37	3:33.487	2:37.277												
57	3:32.984	2:44.817												
44	3:33.976	2:46.220												
5	3:37.571	2:46.994												
87	3:35.563	2:48.067												
32	3:32.417	2:49.506												
24	3:32.529	2:54.452												
233	3:31.823	3:11.499												

#### Lap 8

178	3:18.239	
49	3:38.789	1 Lap
72	3:37.588	1 Lap
15	3:18.304	19.275
73	3:42.397	1 Lap
9	3:17.575	20.036
3	3:17.102	21.069
18	3:20.688	52.697
07	3:20.700	53.869
166	3:22.761	1:00.102
92	3:25.169	1:11.429
74	3:26.968	1:21.348
40	3:26.525	1:21.736
20	3:42.394	1:29.382
33	3:23.553	1:30.394
64	3:29.885	1:35.800
70	3:25.126	1:38.171
48	3:24.233	1:39.547
4	3:26.735	1:40.341
29	3:26.106	1:42.343
60	3:28.233	1:56.374
28	3:28.637	1:58.428
75	3:31.467	2:00.333
12	3:25.646	2:00.342
23	3:23.244	2:01.436
76	3:28.643	2:05.677
17	3:26.036	2:05.852
16	3:53.481	2:14.179
71	3:26.892	2:15.316
63	3:31.240	2:27.534
14	3:28.315	2:30.241
61	3:29.960	2:48.938
57	3:29.250	2:55.828
37	3:39.342	2:58.380
87	3:30.594	3:00.422
44	3:34.966	3:02.947
32	3:32.070	3:03.337
5	3:34.826	3:03.581




# Caterham R300 SPA RACING FESTIVAL Race 1

## Analysis

■ Personal Best ■ Session Best B Crossing the finish line in pit lane

Lap	Time	Sector 1	Sector 2	Sector 3	T. Spd	Elapsed	Lap	Time	Sector 1	Sector 2	Sector 3	T. Spd	Elapsed
<b>3</b>	<b>Rémi SAUGET</b>						6	3:19.475	54.969	1:33.127	51.379	177.3	20:28.637
	PALM						7	3:19.031	54.758	1:33.306	50.967	160.1	23:47.668
							8	<b>3:17.575</b>	<b>54.627</b>	<b>1:32.492</b>	<b>50.456</b>	169.3	27:05.243
1	3:29.799	1:02.227	1:35.798	51.774	158.4	3:29.799							
2	3:24.527	55.892	1:35.304	53.331	161.5	6:54.326							
3	3:28.047	56.407	1:37.137	54.503	157.0	10:22.373							
4	3:27.484	59.863	1:34.892	52.729	148.4	13:49.857							
5	3:21.247	56.841	1:33.748	50.658	162.0	17:11.104							
6	3:19.248	55.338	1:33.028	50.882	159.1	20:30.352							
7	3:18.822	54.817	1:33.733	50.272	168.0	23:49.174							
8	<b>3:17.102</b>	<b>54.619</b>	<b>1:32.658</b>	<b>49.825</b>	157.5	27:06.276							
<b>4</b>	<b>Bruno GEORGEON</b>												
	CCF												
1	3:45.270	1:09.561	1:40.119	55.590	131.8	3:45.270							
2	3:33.106	59.233	1:38.484	55.389	155.0	7:18.376							
3	3:37.070	58.181	1:41.051	57.838	147.8	10:55.446							
4	3:39.148	1:02.326	1:40.237	56.585	147.6	14:34.594							
5	3:31.007	58.304	1:37.976	54.727	168.3	18:05.601							
6	3:26.645	57.281	1:36.261	53.103	163.9	21:32.246							
7	<b>3:26.567</b>	<b>56.463</b>	1:37.187	<b>52.917</b>	167.2	24:58.813							
8	3:26.735	57.709	<b>1:35.662</b>	53.364	154.4	28:25.548							
<b>5</b>	<b>Pierre REYPIN</b>												
	ROSSELSP												
1	4:06.307	1:19.923	1:46.744	59.640	120.5	4:06.307							
2	3:42.922	1:03.619	1:41.646	57.657	141.6	7:49.229							
3	3:43.317	1:00.889	1:42.744	59.684	144.1	11:32.546							
4	3:44.836	1:04.287	1:41.997	58.552	149.7	15:17.382							
5	3:40.356	1:01.304	1:40.678	58.374	157.7	18:57.738							
6	3:38.653	1:01.359	1:40.881	56.413	157.3	22:36.391							
7	3:37.571	1:02.011	1:39.883	55.677	141.5	26:13.962							
8	<b>3:34.826</b>	<b>59.941</b>	<b>1:39.375</b>	<b>55.510</b>	169.8	29:48.788							
<b>07</b>	<b>Christophe GAULTIER</b>												
	CCF												
1	3:41.149	1:07.990	1:38.903	54.256	150.3	3:41.149							
2	3:27.566	57.756	1:35.410	54.400	158.9	7:08.715							
3	3:33.532	58.114	1:38.064	57.354	163.2	10:42.247							
4	3:28.879	1:00.135	1:35.570	53.174	158.0	14:11.126							
5	3:24.481	58.751	1:34.085	51.645	151.1	17:35.607							
6	3:23.056	56.317	1:34.640	52.099	168.8	20:58.663							
7	<b>3:19.713</b>	<b>55.839</b>	<b>1:32.884</b>	<b>50.990</b>	173.9	24:18.376							
8	3:20.700	56.117	1:33.188	51.395	162.9	27:39.076							
<b>8</b>	<b>Patrick SENARD</b>												
	CCF												
1	4:16.598	1:26.227	1:47.611	<b>1:02.760</b>	107.5	4:16.598							
2	4:07.500B	<b>1:05.962</b>	<b>1:43.299</b>	1:18.239	109.6	8:24.098							
<b>9</b>	<b>Henri BIZET</b>												
	PALM												
1	3:27.649	59.289	1:35.729	52.631	140.5	3:27.649							
2	3:24.003	56.310	1:34.485	53.208	170.9	6:51.652							
3	3:28.909	56.747	1:37.196	54.966	160.1	10:20.561							
4	3:28.051	59.593	1:35.628	52.830	154.6	13:48.612							
5	3:20.550	56.619	1:33.204	50.727	169.6	17:09.162							
<b>12</b>	<b>Arnaud GRIFFON</b>						6	3:19.475	54.969	1:33.127	51.379	177.3	20:28.637
	PALM						7	3:19.031	54.758	1:33.306	50.967	160.1	23:47.668
							8	<b>3:17.575</b>	<b>54.627</b>	<b>1:32.492</b>	<b>50.456</b>	169.3	27:05.243
1	3:49.266	1:12.510	1:41.509	55.247	126.3	3:49.266							
2	3:34.558	59.876	1:38.542	56.140	151.6	7:23.824							
3	3:40.477	1:01.364	1:41.301	57.812	144.7	11:04.301							
4	3:39.389	1:04.092	1:39.425	55.872	139.5	14:43.690							
5	3:30.401	1:00.078	1:35.844	54.479	160.8	18:14.091							
6	3:37.421	<b>57.955</b>	1:45.787	53.679	158.9	21:51.512							
7	3:28.391	58.460	1:36.568	53.363	170.4	25:19.903							
8	<b>3:25.646</b>	58.227	<b>1:34.993</b>	<b>52.426</b>	155.7	28:45.549							
<b>14</b>	<b>J.Paul GOBBA</b>												
	CCF												
1	4:02.683	1:18.939	1:45.126	58.618	126.0	4:02.683							
2	3:37.620	1:01.265	1:38.817	57.538	151.1	7:40.303							
3	3:46.094	1:02.431	1:45.278	58.385	152.0	11:26.397							
4	3:41.711	1:04.705	1:39.717	57.289	156.6	15:08.108							
5	3:35.381	1:01.744	1:37.519	56.118	163.9	18:43.489							
6	3:31.226	59.201	1:36.736	55.289	159.1	22:14.715							
7	3:32.418	59.253	1:37.030	56.135	151.8	25:47.133							
8	<b>3:28.315</b>	<b>58.591</b>	<b>1:35.220</b>	<b>54.504</b>	157.5	29:15.448							
<b>15</b>	<b>Adrien PAVIOT</b>												
	CCF												
1	3:24.554	57.716	1:35.312	51.526	166.7	3:24.554							
2	3:23.030	56.510	1:34.598	51.922	184.9	6:47.584							
3	3:27.337	56.294	1:36.881	54.162	160.3	10:14.921							
4	3:28.518	1:00.095	1:35.964	52.459	160.1	13:43.439							
5	3:23.679	57.454	1:35.226	50.999	158.7	17:07.118							
6	3:20.354	55.714	1:33.522	51.118	170.6	20:27.472							
7	3:18.706	<b>55.330</b>	1:33.308	<b>50.068</b>	174.8	23:46.178							
8	<b>3:18.304</b>	<b>55.473</b>	<b>1:32.529</b>	50.302	180.3	27:04.482							
<b>16</b>	<b>Cyrille BALIKI</b>												
	PALM												
1	3:48.586	1:11.385	1:39.873	57.328	137.7	3:48.586							
2	3:34.109	59.277	1:38.028	56.804	157.7	7:22.695							
3	3:37.131	59.118	1:40.419	57.594	154.1	10:59.826							
4	3:38.690	1:02.580	1:38.830	57.280	143.9	14:38.516							
5	3:33.814	1:01.205	1:37.586	55.023	145.8	18:12.330							
6	3:28.773	57.819	1:36.735	54.219	159.4	21:41.103							
7	<b>3:24.802</b>	56.624	<b>1:35.757</b>	<b>52.421</b>	160.8	25:05.905							
8	3:53.481	<b>56.303</b>	2:04.528	52.650	153.3	28:59.386							
<b>17</b>	<b>Arnaud MIGNATELLI</b>												
	CCF												
1	4:07.115	1:21.813	1:46.053	59.249	112.1	4:07.115							
2	3:34.818	59.642	1:39.019	56.157	147.2	7:41.933							
3	3:44.609	1:01.977	1:45.038	57.594	124.6	11:26.542							
4	3:34.485	59.573	1:40.979	53.933	137.9	15:01.027							
5	3:27.969	57.198	1:37.826	52.945	161.5	18:28.996							
6	3:28.064	56.992	1:37.463	53.609	160.8	21:57.060							
7	3:27.963	57.921	<b>1:36.508</b>	53.534	138.0	25:25.023							



# Caterham R300


## SPA RACING FESTIVAL

### Race 1

### Analysis

■ Personal Best   
 ■ Session Best   
 ■ Crossing the finish line in pit lane

Lap	Time	Sector 1	Sector 2	Sector 3	T. Spd	Elapsed	Lap	Time	Sector 1	Sector 2	Sector 3	T. Spd	Elapsed
<b>18</b> Julien GORSE IND							<b>29</b> Eric MOUSSIER IND						
1	3:34.663	1:04.489	1:36.964	53.210	143.1	3:34.663	1	3:50.433	1:13.254	1:42.319	54.860	132.8	3:50.433
2	3:27.971	57.877	1:36.562	53.532	141.5	7:02.634	2	3:34.880	1:00.295	1:37.856	56.729	156.8	7:25.313
3	3:33.641	58.180	1:39.126	56.335	133.9	10:36.275	3	3:37.495	1:01.433	1:40.277	55.785	119.5	11:02.808
4	3:32.376	1:01.994	1:37.148	53.234	136.3	14:08.651	4	3:36.196	1:01.273	1:38.448	56.475	135.1	14:39.004
5	3:24.697	57.694	1:35.162	51.841	150.1	17:33.348	5	3:30.540	59.618	1:36.542	54.380	156.1	18:09.544
6	3:22.810	56.555	1:34.714	51.541	152.2	20:56.158	6	3:26.326	57.524	1:35.608	53.194	162.2	21:35.870
7	3:21.058	56.143	1:33.834	51.081	162.9	24:17.216	7	3:25.574	56.792	1:35.324	53.458	170.4	25:01.444
8	3:20.688	56.182	1:33.640	50.866	161.0	27:37.904	8	3:26.106	57.955	1:34.870	53.281	152.0	28:27.550
<b>20</b> Franck CHAHINIAN PALM							<b>30</b> Bruno AVEQUE PALM						
1	3:47.519	1:11.489	1:40.475	55.555	137.0	3:47.519	1	4:05.086	1:19.644	1:45.644	59.798	124.3	4:05.086
2	3:28.117	57.832	1:36.747	53.538	145.8	7:15.636	2	3:41.367	1:03.302	1:40.522	57.543	139.5	7:46.453
3	3:35.579	57.808	1:40.684	57.087	138.4	10:51.215	3	3:43.177	1:00.992	1:44.477	57.708	152.8	11:29.630
4	3:30.284	1:00.586	1:36.917	52.781	150.7	14:21.499	4	4:40.561	1:57.931	1:43.716	58.914	137.3	16:10.191
5	3:24.254	56.984	1:35.024	52.246	162.0	17:45.753	<b>32</b> Jean MIGNATELLI CCF						
6	3:23.687	55.709	1:35.641	52.337	153.7	21:09.440	1	4:10.635	1:23.680	1:47.271	59.684	132.0	4:10.635
7	3:22.755	55.526	1:35.037	52.192	167.7	24:32.195	2	3:46.197	1:04.516	1:42.935	58.746	120.3	7:56.832
8	3:42.394	56.295	1:53.976	52.123	179.1	28:14.589	3	3:45.017	1:02.671	1:43.471	58.875	128.7	11:41.849
<b>23</b> Pascal WEHRLIN PALM							<b>33</b> Maurice GOUTEYRON PALM						
1	3:54.564	1:13.918	1:43.058	57.588	121.8	3:54.564	1	3:52.650	1:13.650	1:42.800	56.200	128.7	3:52.650
2	3:33.260	59.276	1:37.971	56.013	145.8	7:27.824	2	3:31.888	59.154	1:37.525	55.209	143.0	7:24.538
3	3:49.015	1:00.084	1:51.495	57.436	134.6	11:16.839	3	3:33.791	57.925	1:40.175	55.691	146.4	10:58.329
4	3:37.210	1:00.201	1:40.293	56.716	154.8	14:54.049	4	3:34.628	1:01.269	1:38.968	54.391	156.8	14:32.957
5	3:30.944	57.348	1:37.475	56.121	165.2	18:24.993	5	3:28.657	58.221	1:38.110	52.326	148.2	18:01.614
6	3:31.167	58.681	1:37.329	55.157	146.6	21:56.160	6	3:25.197	57.002	1:35.489	52.706	161.0	21:26.811
7	3:27.239	57.549	1:35.460	54.230	164.4	25:23.399	7	3:25.237	56.718	1:35.856	52.663	163.7	24:52.048
8	3:23.244	56.807	1:34.463	51.974	166.2	28:46.643	8	3:23.553	57.193	1:34.831	51.529	148.4	28:15.601
<b>24</b> Gilles DELAROCHEFORDIERE CCF							<b>37</b> Patrick DEHANT DOG RACING						
1	4:08.975	1:21.975	1:47.969	59.031	111.6	4:08.975	1	4:06.907	1:20.722	1:46.597	59.588	120.3	4:06.907
2	3:50.588	1:03.542	1:46.994	1:00.052	133.6	7:59.563	2	3:42.920	1:03.500	1:41.828	57.592	151.3	7:49.827
3	3:48.436	1:02.043	1:46.740	59.653	140.9	11:47.999	3	3:44.426	1:01.113	1:42.454	1:00.859	130.9	11:34.253
4	3:44.523	1:04.888	1:42.384	57.251	137.5	15:32.522	4	3:43.860	1:04.151	1:41.207	58.502	145.3	15:18.113
5	3:39.928	1:00.979	1:41.496	57.453	145.4	19:12.450	5	3:39.649	1:02.313	1:40.289	57.047	140.9	18:57.762
6	3:36.441	1:00.013	1:40.960	55.468	145.3	22:48.891	6	3:32.996	59.035	1:39.748	54.213	159.4	22:30.758
7	3:32.529	59.318	1:39.039	54.172	145.1	26:21.420	7	3:33.487	57.943	1:40.006	55.538	143.7	26:04.245
8	3:42.307	57.271	1:48.109	56.927	163.9	30:03.727	8	3:39.342	1:00.381	1:37.888	1:01.073	148.4	29:43.587
<b>28</b> Claude ANOUILH CCF							<b>38</b> Claude BOUEIX DOG RACING						
1	3:58.747	1:17.967	1:42.851	57.929	139.6	3:58.747	1	4:00.012	1:16.512	1:44.801	58.699	131.0	4:00.012
2	3:35.159	1:00.247	1:38.717	56.195	158.0	7:33.906	2	3:38.313	1:00.434	1:40.800	57.079	167.2	7:38.325
3	3:38.620	57.696	1:43.717	57.207	172.0	11:12.526							
4	3:37.065	1:01.188	1:39.621	56.256	133.4	14:49.591							
5	3:30.385	58.131	1:38.153	54.101	156.4	18:19.976							
6	3:26.850	57.084	1:37.572	52.194	160.5	21:46.826							
7	3:28.172	56.822	1:36.911	54.439	167.5	25:14.998							
8	3:28.637	59.583	1:36.245	52.809	161.7	28:43.635							




# Caterham R300 SPA RACING FESTIVAL Race 1

## Analysis

■ Personal Best ■ Session Best B Crossing the finish line in pit lane

Lap	Time	Sector 1	Sector 2	Sector 3	T. Spd	Elapsed	Lap	Time	Sector 1	Sector 2	Sector 3	T. Spd	Elapsed
<b>40</b> Alexis GRONIER DOG RACING							1	3:55.414	1:14.744	1:43.466	57.204	108.9	3:55.414
1	3:40.662	1:06.757	1:39.575	54.330	135.1	3:40.662	2	3:34.980	59.278	1:38.958	56.744	141.5	7:30.394
2	3:30.342	59.777	1:36.241	54.324	156.6	7:11.004	3	3:37.851	59.428	1:41.241	57.182	149.3	11:08.245
3	3:32.833	57.838	1:38.115	56.880	166.2	10:43.837	4	3:36.832	1:01.203	1:40.303	55.326	143.9	14:45.077
4	3:37.232	1:03.385	1:36.426	57.421	147.4	14:21.069	5	3:30.743	58.947	1:37.598	54.198	151.3	18:15.820
5	3:27.602	58.677	1:35.999	52.926	156.4	17:48.671	6	<b>3:27.583</b>	<b>56.638</b>	<b>1:36.961</b>	53.984	163.2	21:43.403
6	<b>3:24.271</b>	<b>57.501</b>	<b>1:34.886</b>	<b>51.884</b>	164.4	21:12.942	7	3:29.945	58.701	1:37.450	<b>53.794</b>	141.8	25:13.348
7	3:27.476	58.028	1:35.971	53.477	159.8	24:40.418	8	3:28.233	56.683	1:37.245	54.305	158.4	28:41.581
8	3:26.525	58.214	1:35.553	52.758	158.2	28:06.943							
<b>44</b> Gautier NION CCF							1	4:10.026	1:22.854	1:47.811	59.361	129.8	4:10.026
1	4:16.852	1:26.884	1:48.618	1:01.350	115.2	4:16.852	2	3:45.774	1:02.310	1:45.049	58.415	149.9	7:55.800
2	3:47.372	1:03.955	1:42.940	1:00.477	122.6	8:04.224	3	3:42.595	1:00.527	1:43.005	59.063	143.5	11:38.395
3	3:51.873	1:03.752	1:47.587	1:00.534	117.9	11:56.097	4	3:40.150	1:02.278	1:40.022	57.850	140.7	15:18.545
4	3:38.551	1:03.364	1:39.832	55.355	138.9	15:34.648	5	3:38.065	1:00.524	1:41.082	56.459	138.7	18:56.610
5	3:34.865	1:00.897	1:39.756	<b>54.212</b>	142.4	19:09.513	6	3:32.941	58.735	1:39.941	54.265	143.3	22:29.551
6	<b>3:29.699</b>	58.297	<b>1:36.697</b>	54.705	163.7	22:39.212	7	3:34.634	58.472	1:39.574	56.588	137.2	26:04.185
7	3:33.976	59.724	1:39.662	54.590	139.1	26:13.188	8	<b>3:29.960</b>	<b>58.109</b>	<b>1:38.590</b>	<b>53.261</b>	143.3	29:34.145
8	3:34.966	<b>57.567</b>	1:37.322	1:00.077	160.1	29:48.154							
<b>48</b> Alain GIRARDOT CCF							1	3:58.040	1:16.240	1:43.662	58.138	132.1	3:58.040
1	3:39.036	1:06.487	1:38.711	53.838	135.3	3:39.036	2	3:38.511	1:00.810	1:40.912	56.789	147.4	7:36.551
2	3:28.948	57.968	1:36.681	54.299	153.5	7:07.984	3	3:43.807	1:01.203	1:43.800	58.804	144.5	11:20.358
3	3:35.278	57.686	1:40.643	56.949	141.1	10:43.262	4	3:42.760	1:04.170	1:42.101	56.489	137.2	15:03.118
4	3:53.807	1:20.378	1:38.055	55.374	151.6	14:37.069	5	3:36.024	1:01.253	1:39.552	55.219	151.8	18:39.142
5	3:30.724	1:00.252	1:37.121	53.351	153.9	18:07.793	6	3:31.863	59.317	1:38.468	<b>54.078</b>	154.6	22:11.005
6	3:26.068	57.421	1:35.293	53.354	173.1	21:33.861	7	<b>3:30.496</b>	<b>58.583</b>	<b>1:37.586</b>	54.327	156.6	25:41.501
7	3:26.660	57.367	1:35.072	54.221	158.2	25:00.521	8	3:31.240	58.702	1:38.350	54.188	160.1	29:12.741
8	<b>3:24.233</b>	<b>57.331</b>	<b>1:34.805</b>	<b>52.097</b>	152.6	28:24.754							
<b>49</b> Rodolphe ARGOUT ROSSEL SPORT							1	3:38.160	1:05.839	1:38.173	<b>54.148</b>	148.8	3:38.160
1	4:11.831	1:22.725	1:48.954	1:00.152	121.6	4:11.831	2	<b>3:28.741</b>	<b>57.578</b>	1:36.675	54.488	155.2	7:06.901
2	3:48.836	1:04.062	1:45.525	59.249	124.0	8:00.667	3	3:35.431	57.902	1:39.951	57.578	154.1	10:42.332
3	3:55.111	1:04.641	1:49.093	1:01.377	125.0	11:55.778	4	3:36.667	1:02.196	1:38.655	55.816	153.1	14:18.999
4	3:51.499	1:05.596	1:45.887	1:00.016	144.3	15:47.277	5	3:31.439	58.533	1:37.712	55.194	168.0	17:50.438
5	3:45.701	1:02.483	1:45.078	58.140	142.6	19:32.978	6	3:29.205	58.234	<b>1:36.384</b>	54.587	176.5	21:19.643
6	3:41.671	1:01.621	1:43.154	56.896	149.5	23:14.649	7	3:31.479	58.799	1:37.331	55.349	152.4	24:51.122
7	<b>3:38.789</b>	<b>1:00.683</b>	<b>1:42.600</b>	<b>55.506</b>	152.2	26:53.438	8	3:29.885	58.568	1:37.033	54.284	136.5	28:21.007
<b>57</b> Philippe SIMON PALM							1	4:18.023 B	1:11.094	<b>1:43.991</b>	<b>1:22.938</b>	115.4	4:18.023
1	4:14.153	1:25.448	1:47.654	1:01.051	127.5	4:14.153							
2	3:49.189	1:04.615	1:43.564	1:01.010	130.4	8:03.342							
3	3:45.687	1:03.774	1:43.499	58.414	130.2	11:49.029							
4	3:40.329	1:04.318	1:40.067	55.944	132.0	15:29.358							
5	3:35.706	1:00.353	1:40.590	54.763	131.2	19:05.064							
6	3:33.737	58.613	1:38.841	56.283	161.7	22:38.801							
7	3:32.984	59.608	1:38.350	55.026	154.1	26:11.785							
8	<b>3:29.250</b>	<b>58.225</b>	<b>1:37.262</b>	<b>53.763</b>	156.6	29:41.035							
<b>60</b> Francis CHATELAIN PALM							1	3:43.231	1:09.375	1:39.446	54.410	133.9	3:43.231
1	4:14.153	1:25.448	1:47.654	1:01.051	127.5	4:14.153	2	3:32.973	58.833	1:39.403	54.737	150.1	7:16.204
2	3:49.189	1:04.615	1:43.564	1:01.010	130.4	8:03.342	3	3:37.748	58.851	1:41.676	57.221	136.5	10:53.952
3	3:45.687	1:03.774	1:43.499	58.414	130.2	11:49.029	4	3:37.787	1:02.945	1:40.314	54.528	132.0	14:31.739
4	3:40.329	1:04.318	1:40.067	55.944	132.0	15:29.358	5	3:31.224	58.622	1:39.522	53.080	144.1	18:02.963
5	3:35.706	1:00.353	1:40.590	54.763	131.2	19:05.064	6	3:26.918	56.937	1:37.690	52.291	143.3	21:29.881
6	3:33.737	58.613	1:38.841	56.283	161.7	22:38.801	7	3:28.371	56.974	1:38.576	52.821	147.8	24:58.252
7	3:32.984	59.608	1:38.350	55.026	154.1	26:11.785	8	<b>3:25.126</b>	<b>56.398</b>	<b>1:36.645</b>	<b>52.083</b>	153.7	28:23.378
8	<b>3:29.250</b>	<b>58.225</b>	<b>1:37.262</b>	<b>53.763</b>	156.6	29:41.035							
<b>61</b> Michel CLOUD CCF							1	3:55.414	1:14.744	1:43.466	57.204	108.9	3:55.414
1	3:40.662	1:06.757	1:39.575	54.330	135.1	3:40.662	2	3:34.980	59.278	1:38.958	56.744	141.5	7:30.394
2	3:30.342	59.777	1:36.241	54.324	156.6	7:11.004	3	3:37.851	59.428	1:41.241	57.182	149.3	11:08.245
3	3:32.833	57.838	1:38.115	56.880	166.2	10:43.837	4	3:36.832	1:01.203	1:40.303	55.326	143.9	14:45.077
4	3:37.232	1:03.385	1:36.426	57.421	147.4	14:21.069	5	3:30.743	58.947	1:37.598	54.198	151.3	18:15.820
5	3:27.602	58.677	1:35.999	52.926	156.4	17:48.671	6	<b>3:27.583</b>	<b>56.638</b>	<b>1:36.961</b>	53.984	163.2	21:43.403
6	<b>3:24.271</b>	<b>57.501</b>	<b>1:34.886</b>	<b>51.884</b>	164.4	21:12.942	7	3:29.945	58.701	1:37.450	<b>53.794</b>	141.8	25:13.348
7	3:27.476	58.028	1:35.971	53.477	159.8	24:40.418	8	3:28.233	56.683	1:37.245	54.305	158.4	28:41.581
8	3:26.525	58.214	1:35.553	52.758	158.2	28:06.943							
<b>63</b> Frédéric ALLAIRE IND							1	4:10.026	1:22.854	1:47.811	59.361	129.8	4:10.026
1	4:16.852	1:26.884	1:48.618	1:01.350	115.2	4:16.852	2	3:45.774	1:02.310	1:45.049	58.415	149.9	7:55.800
2	3:47.372	1:03.955	1:42.940	1:00.477	122.6	8:04.224	3	3:42.595	1:00.527	1:43.005	59.063	143.5	11:38.395
3	3:51.873	1:03.752	1:47.587	1:00.534	117.9	11:56.097	4	3:40.150	1:02.278	1:40.022	57.850	140.7	15:18.545
4	3:38.551	1:03.364	1:39.832	55.355	138.9	15:34.648	5	3:38.065	1:00.524	1:41.082	56.459	138.7	18:56.610
5	3:34.865	1:00.897	1:39.756	<b>54.212</b>	142.4	19:09.513	6	3:32.941	58.735	1:39.941	54.265	143.3	22:29.551
6	<b>3:29.699</b>	58.297	<b>1:36.697</b>	54.705	163.7	22:39.212	7	3:34.634	58.472	1:39.574	56.588	137.2	26:04.185
7	3:33.976	59.724	1:39.662	54.590	139.1	26:13.188	8	<b>3:29.960</b>	<b>58.109</b>	<b>1:38.590</b>	<b>53.261</b>	143.3	29:34.145
8	3:34.966	<b>57.567</b>	1:37.322	1:00.077	160.1	29:48.154							
<b>64</b> Meyeul BOURDAT BIG BAZAR							1	3:38.160	1:05.839	1:38.173	<b>54.148</b>	148.8	3:38.160
1	4:11.831	1:22.725	1:48.954	1:00.152	121.6	4:11.831	2	<b>3:28.741</b>	<b>57.578</b>	1:36.675	54.488	155.2	7:06.901
2	3:48.836	1:04.062	1:45.525	59.249	124.0	8:00.667	3	3:35.431	57.902	1:			

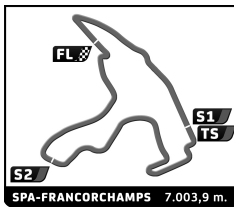


## Caterham R300 SPA RACING FESTIVAL Race 1

### Analysis

■ Personal Best ■ Session Best B Crossing the finish line in pit lane

Lap	Time	Sector 1	Sector 2	Sector 3	T. Spd	Elapsed	Lap	Time	Sector 1	Sector 2	Sector 3	T. Spd	Elapsed
<b>71</b>	<b>Laurent BOUTERIN</b>												
	IND												
1	4:10.841	1:24.162	1:47.874	58.805	126.0	4:10.841	2	3:33.564	59.136	1:38.729	55.699	146.4	7:31.106
2	3:40.839	1:02.808	1:42.271	55.760	137.7	7:51.680	3	3:38.607	59.740	1:42.525	56.342	144.7	11:09.713
3	3:39.521	1:00.675	1:41.722	57.124	126.6	11:31.201	4	3:38.454	1:02.566	1:40.378	55.510	136.8	14:48.167
4	3:35.200	1:02.040	1:38.467	54.693	150.5	15:06.401	5	3:34.764	59.907	1:39.567	55.290	138.4	18:22.931
5	3:31.438	58.891	1:37.823	54.724	136.8	18:37.839	6	3:32.032	58.456	1:38.579	54.997	161.0	21:54.963
6	3:29.627	58.966	1:36.929	53.732	147.8	22:07.466	7	<b>3:27.278</b>	<b>57.195</b>	<b>1:36.248</b>	53.835	161.7	25:22.241
7	<b>3:26.165</b>	<b>57.403</b>	1:35.964	52.798	168.0	25:33.631	8	3:28.643	57.400	1:37.836	<b>53.407</b>	163.9	28:50.884
8	3:26.892	59.401	<b>1:35.465</b>	<b>52.026</b>	159.4	29:00.523							
<b>72</b>	<b>Nicolas COTTANCIN</b>												
	CCF												
1	4:17.576	1:25.589	1:51.028	1:00.959	125.4	4:17.576	2	3:49.181	1:05.108	1:44.013	1:00.060	134.4	8:01.823
2	3:54.448	1:05.362	1:45.957	1:03.129	129.9	8:12.024	3	3:48.287	1:05.684	1:46.240	56.363	120.0	11:50.110
3	4:01.435	1:10.981	1:48.945	1:01.509	116.4	12:13.459	4	3:42.957	1:04.644	1:41.101	57.212	142.0	15:33.067
4	3:54.036	1:09.833	1:45.519	58.684	126.7	16:07.495	5	3:34.057	59.847	1:38.702	55.508	163.2	19:07.124
5	3:41.485	1:03.190	1:41.650	56.645	133.6	19:48.980	6	3:32.348	<b>57.603</b>	1:38.374	56.371	164.9	22:39.472
6	<b>3:36.631</b>	<b>1:00.603</b>	1:41.135	54.893	153.1	23:25.611	7	3:35.563	1:01.110	1:38.936	55.517	154.4	26:15.035
7	3:37.588	1:01.953	<b>1:41.057</b>	<b>54.578</b>	160.5	27:03.199	8	<b>3:30.594</b>	59.172	<b>1:37.097</b>	<b>54.325</b>	160.1	29:45.629
<b>73</b>	<b>Philippe LAURENT</b>												
	ROSSEL SPORT												
1	4:19.101	1:27.313	1:49.796	1:01.992	121.5	4:19.101	2	3:33.502	1:04.367	<b>1:35.975</b>	53.160	155.2	3:33.502
2	3:52.199	1:06.841	1:44.783	1:00.575	123.4	8:11.300	3	3:28.624	57.371	1:37.512	53.741	150.1	7:02.126
3	3:53.157	1:05.196	1:48.126	59.835	134.1	12:04.457	4	3:33.180	57.793	1:39.552	55.835	167.2	10:35.306
4	3:48.772	1:07.031	1:43.835	57.906	126.4	15:53.229	5	3:35.281	1:02.207	1:38.952	54.122	133.4	14:10.587
5	3:44.295	1:02.759	1:43.496	58.040	150.9	19:37.524	6	3:28.361	58.579	1:36.568	53.214	156.6	17:38.948
6	3:44.863	1:02.819	1:44.595	57.449	135.4	23:22.387	7	3:26.629	56.686	1:36.233	53.710	164.7	21:05.577
7	<b>3:42.397</b>	<b>1:02.588</b>	<b>1:43.141</b>	<b>56.668</b>	156.4	27:04.784	8	3:25.890	56.930	1:36.472	52.488	147.8	24:31.467
								<b>3:25.169</b>	<b>56.602</b>	1:36.345	<b>52.222</b>	160.3	27:56.636
<b>74</b>	<b>J.Philippe GOSSIAUX</b>												
	ST ELOI												
1	3:36.470	1:05.669	1:38.027	52.774	143.0	3:36.470	2	3:33.502	1:04.367	<b>1:35.975</b>	53.160	155.2	3:33.502
2	3:28.158	57.828	1:37.476	52.854	143.0	7:04.628	3	3:28.624	57.371	1:37.512	53.741	150.1	7:02.126
3	3:34.030	58.103	1:40.851	55.076	161.7	10:38.658	4	3:33.180	57.793	1:39.552	55.835	167.2	10:35.306
4	3:35.085	1:02.569	1:38.852	53.664	145.1	14:13.743	5	3:35.281	1:02.207	1:38.952	54.122	133.4	14:10.587
5	3:30.093	59.388	1:37.381	53.324	157.7	17:43.836	6	3:28.361	58.579	1:36.568	53.214	156.6	17:38.948
6	3:28.314	57.895	1:37.052	53.367	148.6	21:12.150	7	3:26.629	56.686	1:36.233	53.710	164.7	21:05.577
7	3:27.437	<b>57.288</b>	1:37.265	52.884	163.9	24:39.587	8	3:25.890	56.930	1:36.472	52.488	147.8	24:31.467
8	<b>3:26.968</b>	57.653	<b>1:36.565</b>	<b>52.750</b>	156.1	28:06.555		<b>3:25.169</b>	<b>56.602</b>	1:36.345	<b>52.222</b>	160.3	27:56.636
<b>75</b>	<b>Alexandre PINTO</b>												
	ST ELOI												
1	3:39.998	1:06.477	1:39.356	54.165	143.3	3:39.998	2	3:33.502	1:04.367	<b>1:35.975</b>	53.160	155.2	3:33.502
2	3:31.666	<b>58.160</b>	1:38.147	55.359	152.4	7:11.664	3	3:28.624	57.371	1:37.512	53.741	150.1	7:02.126
3	3:39.193	1:00.029	1:42.173	56.991	147.4	10:50.857	4	3:33.180	57.793	1:39.552	55.835	167.2	10:35.306
4	3:43.102	1:05.240	1:39.978	57.884	146.6	14:33.959	5	3:35.281	1:02.207	1:38.952	54.122	133.4	14:10.587
5	3:35.295	1:02.371	1:37.803	55.121	155.9	18:09.254	6	3:28.361	58.579	1:36.568	53.214	156.6	17:38.948
6	3:33.148	1:01.327	1:37.836	<b>53.985</b>	150.1	21:42.402	7	3:26.629	56.686	1:36.233	53.710	164.7	21:05.577
7	3:31.671	58.723	1:37.881	55.067	158.4	25:14.073	8	3:25.890	56.930	1:36.472	52.488	147.8	24:31.467
8	<b>3:31.467</b>	59.229	<b>1:37.224</b>	55.014	162.2	28:45.540		<b>3:25.169</b>	<b>56.602</b>	1:36.345	<b>52.222</b>	160.3	27:56.636
<b>76</b>	<b>Philippe GOSSIAUX</b>												
	ST ELOI												
1	3:57.542	1:14.478	1:44.097	58.967	118.2	3:57.542	2	3:33.502	1:04.367	<b>1:35.975</b>	53.160	155.2	3:33.502
							3	3:28.624	57.371	1:37.512	53.741	150.1	7:02.126
							4	3:33.180	57.793	1:39.552	55.835	167.2	10:35.306
							5	3:35.281	1:02.207	1:38.952	54.122	133.4	14:10.587
							6	3:28.361	58.579	1:36.568	53.214	156.6	17:38.948
							7	3:26.629	56.686	1:36.233	53.710	164.7	21:05.577
							8	3:25.890	56.930	1:36.472	52.488	147.8	24:31.467
								<b>3:25.169</b>	<b>56.602</b>	1:36.345	<b>52.222</b>	160.3	27:56.636
<b>87</b>	<b>Yann GASPARIINI</b>												
	ST ELOI												
1	4:12.642	1:24.105	1:48.640	59.897	129.8	4:12.642	2	3:33.502	1:04.367	<b>1:35.975</b>	53.160	155.2	3:33.502
2	3:49.181	1:05.108	1:44.013	1:00.060	134.4	8:01.823	3	3:28.624	57.371	1:37.512	53.741	150.1	7:02.126
3	3:48.287	1:05.684	1:46.240	56.363	120.0	11:50.110	4	3:33.180	57.793	1:39.552	55.835	167.2	10:35.306
4	3:42.957	1:04.644	1:41.101	57.212	142.0	15:33.067	5	3:35.281	1:02.207	1:38.952	54.122	133.4	14:10.587
5	3:34.057	59.847	1:38.702	55.508	163.2	19:07.124	6	3:28.361	58.579	1:36.568	53.214	156.6	17:38.948
6	3:32.348	<b>57.603</b>	1:38.374	56.371	164.9	22:39.472	7	3:26.629	56.686	1:36.233	53.710	164.7	21:05.577
7	3:35.563	1:01.110	1:38.936	55.517	154.4	26:15.035	8	3:25.890	56.930	1:36.472	52.488	147.8	24:31.467
8	<b>3:30.594</b>	59.172	<b>1:37.097</b>	<b>54.325</b>	160.1	29:45.629		<b>3:25.169</b>	<b>56.602</b>	1:36.345	<b>52.222</b>	160.3	27:56.636
<b>92</b>	<b>Olivier LOÏ</b>												
	ST ELOI												
1	3:33.502	1:04.367	<b>1:35.975</b>	53.160	155.2	3:33.502	2	3:33.502	1:04.367	<b>1:35.975</b>	53.160	155.2	3:33.502
2	3:28.624	57.371	1:37.512	53.741	150.1	7:02.126	3	3:28.624	57.371	1:37.512	53.741	150.1	7:02.126
3	3:33.180	57.793	1:39.552	55.835	167.2	10:35.306	4	3:33.180	57.793	1:39.552	55.835	167.2	10:35.306
4	3:35.281	1:02.207	1:38.952	54.122	133.4	14:10.587	5	3:35.281	1:02.207	1:38.952	54.122	133.4	14:10.587
5	3:28.361	58.579	1:36.568	53.214	156.6	17:38.948	6	3:26.629	56.686	1:36.233	53.710	164.7	21:05.577
6	3:26.629	56.686	1:36.233	53.710	164.7	21:05.577	7	3:25.890	56.930	1:36.472	52.488	147.8	24:31.467
7	3:25.890	56.930	1:36.472	52.488	147.8	24:31.467	8	<b>3:25.169</b>	<b>56.602</b>	1:36.345	<b>52.222</b>	160.3	27:56.636
8	<b>3:25.169</b>	<b>56.602</b>	1:36.345	<b>52.222</b>	160.3	27:56.636							
<b>99</b>	<b>Hervé CORDEL</b>												
	CCF												
1	4:04.341	1:18.238	<b>1:45.475</b>	<b>1:00.628</b>	126.3	4:04.341	2	3:33.502	1:04.367	<b>1:35.975</b>	53.160	155.2	3:33.502
							3	3:28.624	57.371	1:37.512	53.741	150.1	7:02.126
							4	3:33.180	57.793	1:39.552	55.835	167.2	10:35.306
							5	3:35.281	1:02.207	1:38.952	54.122	133.4	14:10.587
							6	3:28.361	58.579	1:36.568	53.214	156.6	17:38.948
							7	3:26.629	56.686	1:36.233	53.710	164.7	21:05.577
							8	3:25.890	56.930	1:36.472	52.488	147.8	24:31.467
								<b>3:25.169</b>	<b>56.602</b>	1:36.345	<b>52.222</b>	160.3	27:56.636
<b>166</b>	<b>Damian MILKINS</b>												
	IND												
1	3:32.654	1:02.108	1:36.893	53.653	148.6	3:32.654	2	3:33.502	1:04.367	<b>1:35.975</b>	53.160	155.2	3:33.502
2	3:28.235	57.211	1:37.603	53.421	156.6	7:00.8							




## Caterham R300 SPA RACING FESTIVAL Race 1

### Analysis

■ Personal Best  
 ■ Session Best  
 ■ B Crossing the finish line in pit lane

Lap	Time	Sector 1	Sector 2	Sector 3	T. Spd	Elapsed	Lap	Time	Sector 1	Sector 2	Sector 3	T. Spd	Elapsed
<b>233</b>		Sylvio BOSSI											
CCF													
1	4:20.453	1:28.679	1:50.593	1:01.181	110.8	4:20.453							
2	3:52.121	1:06.410	1:45.752	59.959	123.6	8:12.574							
3	3:52.768	1:06.444	1:46.032	1:00.292	129.5	12:05.342							
4	3:44.679	1:03.849	1:43.978	56.852	139.1	15:50.021							
5	3:40.307	1:00.132	1:43.462	56.713	141.6	19:30.328							
6	3:36.316	58.427	1:42.282	55.607	149.3	23:06.644							
7	<b>3:31.823</b>	58.124	<b>1:39.275</b>	<b>54.424</b>	148.0	26:38.467							
8	3:33.806	<b>57.839</b>	1:41.270	54.697	152.8	30:12.273							






## Caterham R300 SPA RACING FESTIVAL Race 2 (25')

### Starting Grid

2:51.903 <b>Gautier NION</b>	A CCF	44	- 24 -	233 BS CCF	2:53.128 Sylvio BOSSI
2:51.015 <b>Michel CLOUD</b>	BS CCF	61	- 23 -	73 AS ROSSEL SPORT	2:51.158 Philippe LAURENT
2:50.401 <b>Patrick SENARD</b>	BS CCF	8	- 22 -	49 A ROSSEL SPORT	2:50.408 Rodolphe ARGOUD
2:49.707 <b>Nicolas COTTANCIN</b>	AS CCF	72	- 21 -	32 BS CCF	2:49.842 Jean MIGNATELLI
2:48.933 <b>Claude BOUEIX</b>	DOG RACING BS	38	- 20 -	24 AS CCF	2:49.429 Gilles DELAROCHEFORDIERE
2:48.555 <b>Philippe SIMON</b>	BS PALM	57	- 19 -	5 AS ROSSELSP	2:48.902 Pierre REYPIN
2:48.380 <b>Claude ANOUILH</b>	AS CCF	28	- 18 -	87 A ST ELOI	2:48.407 Yann GASPARINI
2:48.186 <b>Laurent BOUTERIN</b>	A IND	71	- 17 -	26 BS CCF	2:48.253 Bruno FOURE
2:47.950 <b>Arnaud MIGNATELLI</b>	AS CCF	17	- 16 -	37 BS DOG RACING	2:48.135 Patrick DEHANT
2:47.470 <b>J.Paul GOBBA</b>	BS CCF	14	- 15 -	30 AS PALM	2:47.521 Bruno AVEQUE
2:47.439 <b>Maurice GOUTEYRON</b>	BS PALM	33	- 14 -	25 BS CCF	2:47.457 Olivier MASSOUTRE
2:47.264 <b>Philippe GOSSIAUX</b>	ST ELOI BS	76	- 13 -	07 AS CCF	2:47.319 Christophe GAULTIER
2:47.043 <b>Francis CHATELAIN</b>	AS PALM	60	- 12 -	20 AS PALM	2:47.123 Franck CHAHINIAN
2:46.512 <b>Arnaud GRIFFON</b>	AS PALM	12	- 11 -	29 A IND	2:46.662 Eric MOUSSIER
2:46.270 <b>Thomas BOUTERIN</b>	AS IND	70	- 10 -	4 A CCF	2:46.479 Bruno GEORGEON
				99 A CCF	2:46.168 Hervé CORDEL



# Caterham R300

## SPA RACING FESTIVAL

### Race 2 (25')

### Starting Grid


2:45.659 Philippe QUETAUD	AS CCF 69	- 9 -	16 AS PALM	2:45.598 Cyrille BALIKI
2:45.468 Julien GORSE	AS IND 18	- 8 -	92 AS ST ELOI	2:45.421 Olivier LOI
2:45.337 Frédéric ALLAIRE	A IND 63	- 7 -	40 A DOG RACING	2:45.309 Alexis GRONIER
2:45.215 Alain GIRARDOT	BS CCF 48	- 6 -	98 AS CCF	2:45.119 Olivier GUERIN
2:44.863 Henri BIZET	AS PALM 9	- 5 -	23 AS PALM	2:44.805 Pascal WEHLEN
2:44.788 Damian MILKINS	uk IND 166	- 4 -	75 AS ST ELOI	2:44.723 Alexandre PINTO
2:44.667 J.Philippe GOSSIAUX	AS ST ELOI 74	- 3 -	3 AS PALM	2:44.616 Rémi SAUGET
2:44.322 Mayeul BOURDAT	A BIG BAZAR 64	- 2 -	15 AS CCF	2:43.525 Adrien PAVIOT
2:42.865 Danny WINSTANLEY	uk IND 178	- 1 -		



Pole

Stewards:

Timekeeper:



## Caterham R300

### SPA RACING FESTIVAL

#### Race 2 (25')

### Final Classification

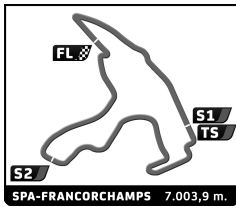
Drivers	Nat	Team	Vehicle	Class	Laps	Total Time	Gap	Kph	Best Lap	
									Lap	Time Kph
1 178 Danny WINSTANLEY		IND		uk	8	<b>26:27.734</b>	-	127.0	5	<b>3:17.927</b> 127.4
2 3 Rémi SAUGET		PALM		AS	8	<b>26:45.118</b>	+17.384	125.7	5	<b>3:19.459</b> 126.4
3 15 Adrien PAVIOT		CCF		AS	8	<b>26:46.639</b>	+18.905	125.5	2	<b>3:19.705</b> 126.3
4 9 Henri BIZET		PALM		AS	8	<b>27:00.878</b>	+33.144	124.4	6	<b>3:19.431</b> 126.4
5 166 Damian MILKINS		IND		uk	8	<b>27:03.107</b>	+35.373	124.3	7	<b>3:20.811</b> 125.6
6 18 Julien GORSE		IND		AS	8	<b>27:09.377</b>	+41.643	123.8	6	<b>3:21.341</b> 125.2
7 07 Christophe GAULTIER		CCF		AS	8	<b>27:09.881</b>	+42.147	123.8	6	<b>3:20.261</b> 125.9
8 23 Pascal WEHRLÉN		PALM		AS	8	<b>27:27.071</b>	+59.337	122.5	7	<b>3:21.610</b> 125.1
9 74 J.Philippe GOSSIAUX		ST ELOI		AS	8	<b>27:27.650</b>	+59.916	122.4	3	<b>3:22.343</b> 124.6
10 40 Alexis GRONIER		DOG RACING		A	8	<b>27:28.516</b>	+1:00.782	122.4	6	<b>3:23.158</b> 124.1
11 48 Alain GIRARDOT		CCF		BS	8	<b>27:31.572</b>	+1:03.838	122.1	7	<b>3:21.904</b> 124.9
12 92 Olivier LOÏ		ST ELOI		AS	8	<b>27:35.173</b>	+1:07.439	121.9	3	<b>3:22.865</b> 124.3
13 70 Thomas BOUTERIN		IND		AS	8	<b>27:39.930</b>	+1:12.196	121.5	4	<b>3:22.346</b> 124.6
14 20 Franck CHAHINIAN		PALM		AS	8	<b>27:41.694</b>	+1:13.960	121.4	7	<b>3:23.663</b> 123.8
15 64 Mayeul BOURDAT		BIG BAZAR		A	8	<b>27:44.951</b>	+1:17.217	121.2	8	<b>3:24.328</b> 123.4
16 75 Alexandre PINTO		ST ELOI		AS	8	<b>27:48.053</b>	+1:20.319	120.9	7	<b>3:24.632</b> 123.2
17 4 Bruno GEORGEON		CCF		A	8	<b>27:58.488</b>	+1:30.754	120.2	6	<b>3:25.273</b> 122.8
18 17 Arnaud MIGNATELLI		CCF		AS	8	<b>27:59.610</b>	+1:31.876	120.1	7	<b>3:25.134</b> 122.9
19 76 Philippe GOSSIAUX		ST ELOI		BS	8	<b>28:01.607</b>	+1:33.873	120.0	7	<b>3:25.677</b> 122.6
20 29 Eric MOUSSIER		IND		A	8	<b>28:04.627</b>	+1:36.893	119.7	8	<b>3:25.402</b> 122.8
21 14 J.Paul GOBBA		CCF		BS	8	<b>28:13.573</b>	+1:45.839	119.1	6	<b>3:25.278</b> 122.8
22 16 Cyrille BALIKI		PALM		AS	8	<b>28:13.591</b>	+1:45.857	119.1	6	<b>3:25.620</b> 122.6
23 63 Frédéric ALLAIRE		IND		A	8	<b>28:14.794</b>	+1:47.060	119.0	8	<b>3:27.397</b> 121.6
24 71 Laurent BOUTERIN		IND		A	8	<b>28:23.054</b>	+1:55.320	118.4	8	<b>3:24.926</b> 123.0
25 28 Claude ANOUILH		CCF		AS	8	<b>28:33.494</b>	+2:05.760	117.7	6	<b>3:27.073</b> 121.8
26 30 Bruno AVEQUE		PALM		AS	8	<b>28:34.561</b>	+2:06.827	117.6	7	<b>3:27.771</b> 121.4
27 87 Yann GASPARINI		ST ELOI		A	8	<b>28:35.237</b>	+2:07.503	117.6	7	<b>3:27.321</b> 121.6
28 61 Michel CLOUD		CCF		BS	8	<b>28:51.941</b>	+2:24.207	116.5	8	<b>3:29.704</b> 120.2
29 233 Sylvio BOSSI		CCF		BS	8	<b>28:55.223</b>	+2:27.489	116.2	5	<b>3:28.679</b> 120.8
30 57 Philippe SIMON		PALM		BS	8	<b>28:56.078</b>	+2:28.344	116.2	4	<b>3:31.034</b> 119.5
31 5 Pierre REYPIN		ROSSELSP		AS	8	<b>29:01.272</b>	+2:33.538	115.8	6	<b>3:33.019</b> 118.4
32 72 Nicolas COTTANCIN		CCF		AS	8	<b>29:05.205</b>	+2:37.471	115.6	5	<b>3:31.162</b> 119.4
33 24 Gilles DELAROCHEFORDIERE		CCF		AS	8	<b>29:09.408</b>	+2:41.674	115.3	7	<b>3:29.832</b> 120.2
34 37 Patrick DEHANT		DOG RACING		BS	8	<b>29:12.559</b>	+2:44.825	115.1	5	<b>3:32.122</b> 118.9
35 44 Gautier NION		CCF		A	8	<b>29:40.516</b>	+3:12.782	113.3	6	<b>3:27.221</b> 121.7
<b>Not classified:</b>										
60 Francis CHATELAIN		PALM		AS	7	<b>24:24.200</b>			5	<b>3:23.401</b> 124.0
12 Arnaud GRIFFON		PALM		AS	7	<b>28:16.375</b>			4	<b>3:24.025</b> 123.6
49 Rodolphe ARGOUÏ		ROSSEL SPORT		A	4	<b>15:41.591</b>			2	<b>3:45.442</b> 111.8
32 Jean MIGNATELLI		CCF		BS	3	<b>11:58.157</b>			2	<b>3:41.563</b> 113.8
33 Maurice GOUTEYRON		PALM		BS	1	<b>3:40.990</b>				
38 Claude BOUEIX		DOG RACING		BS	1	<b>4:34.826</b>				
<b>Not started</b>										
8 Patrick SENARD		CCF		BS						
25 Olivier MASSOUTRE		CCF		BS						
26 Bruno FOURE		CCF		BS						
69 Philippe QUETAUD		CCF		AS						
73 Philippe LAURENT		ROSSEL SPORT		AS						
98 Olivier GUERIN		CCF		AS						
99 Hervé CORDEL		CCF		A						

<b>Pole Position</b>		D. WINSTANLEY	<b>2:42.865</b>	154.8 Kph
<b>Fastest Lap</b>	Lap 5	Danny WINSTANLEY	<b>3:17.927</b>	127.4 Kph

Published at: .....

Track Status: **WET**

<b>Stewards:</b>	<b>Timekeeper:</b>
------------------	--------------------



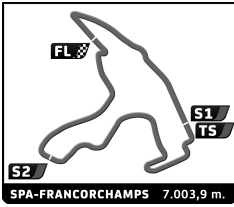
## Caterham R300

### SPA RACING FESTIVAL

#### Race 2

#### Final Classification by Class

Nr. Driver	Nat	Team	Car	Laps	Total Time	Gap	Kph	Best Lap		
								Lap	Time	Kph
<b>A</b>										
1	40	Alexis GRONIER	DOG RACING	8	27:28.516		122.4	6	3:23.158	124.1
2	64	Mayeul BOURDAT	BIG BAZAR	8	27:44.951	+16.435	121.2	8	3:24.328	123.4
3	4	Bruno GEORGEON	CCF	8	27:58.488	+29.972	120.2	6	3:25.273	122.8
4	29	Eric MOUSSIER	IND	8	28:04.627	+36.111	119.7	8	3:25.402	122.8
5	63	Frédéric ALLAIRE	IND	8	28:14.794	+46.278	119.0	8	3:27.397	121.6
6	71	Laurent BOUTERIN	IND	8	28:23.054	+54.538	118.4	8	3:24.926	123.0
7	87	Yann GASPARINI	ST ELOI	8	28:35.237	+1'06.721	117.6	7	3:27.321	121.6
8	44	Gautier NION	CCF	8	29:40.516	+2'12.000	113.3	6	3:27.221	121.7
<b>Not classified:</b>										
49		Rodolphe ARGOUD	ROSSEL SPORT	4	15:41.591			2	3:45.442	111.8
<b>Not started</b>										
99		Hervé CORDEL	CCF							
<b>AS</b>										
1	3	Rémi SAUGET	PALM	8	26:45.118		125.7	5	3:19.459	126.4
2	15	Adrien PAVIOT	CCF	8	26:46.639	+1.521	125.5	2	3:19.705	126.3
3	9	Henri BIZET	PALM	8	27:00.878	+15.760	124.4	6	3:19.431	126.4
4	18	Julien GORSE	IND	8	27:09.377	+24.259	123.8	6	3:21.341	125.2
5	07	Christophe GAULTIER	CCF	8	27:09.881	+24.763	123.8	6	3:20.261	125.9
6	23	Pascal WEHRLÉN	PALM	8	27:27.071	+41.953	122.5	7	3:21.610	125.1
7	74	J.Philippe GOSSIAUX	ST ELOI	8	27:27.650	+42.532	122.4	3	3:22.343	124.6
8	92	Olivier LOÏ	ST ELOI	8	27:35.173	+50.055	121.9	3	3:22.865	124.3
9	70	Thomas BOUTERIN	IND	8	27:39.930	+54.812	121.5	4	3:22.346	124.6
10	20	Franck CHAHINIAN	PALM	8	27:41.694	+56.576	121.4	7	3:23.663	123.8
11	75	Alexandre PINTO	ST ELOI	8	27:48.053	+1'02.935	120.9	7	3:24.632	123.2
12	17	Arnaud MIGNATELLI	CCF	8	27:59.610	+1'14.492	120.1	7	3:25.134	122.9
13	16	Cyrille BALIKI	PALM	8	28:13.591	+1'28.473	119.1	6	3:25.620	122.6
14	28	Claude ANOUILH	CCF	8	28:33.494	+1'48.376	117.7	6	3:27.073	121.8
15	30	Bruno AVEQUE	PALM	8	28:34.561	+1'49.443	117.6	7	3:27.771	121.4
16	5	Pierre REYPIN	ROSSELSP	8	29:01.272	+2'16.154	115.8	6	3:33.019	118.4
17	72	Nicolas COTTANCIN	CCF	8	29:05.205	+2'20.087	115.6	5	3:31.162	119.4
18	24	Gilles DELAROCHEFORDIERE	CCF	8	29:09.408	+2'24.290	115.3	7	3:29.832	120.2
<b>Not classified:</b>										
60		Francis CHATELAIN	PALM	7	24:24.200			5	3:23.401	124.0
12		Arnaud GRIFFON	PALM	7	28:16.375			4	3:24.025	123.6
<b>Not started</b>										
69		Philippe QUETAUD	CCF							
73		Philippe LAURENT	ROSSEL SPORT							
98		Olivier GUERIN	CCF							
<b>BS</b>										
1	48	Alain GIRARDOT	CCF	8	27:31.572		122.1	7	3:21.904	124.9
2	76	Philippe GOSSIAUX	ST ELOI	8	28:01.607	+30.035	120.0	7	3:25.677	122.6
3	14	J.Paul GOBBA	CCF	8	28:13.573	+42.001	119.1	6	3:25.278	122.8
4	61	Michel CLOUD	CCF	8	28:51.941	+1'20.369	116.5	8	3:29.704	120.2
5	233	Sylvio BOSSI	CCF	8	28:55.223	+1'23.651	116.2	5	3:28.679	120.8
6	57	Philippe SIMON	PALM	8	28:56.078	+1'24.506	116.2	4	3:31.034	119.5
7	37	Patrick DEHANT	DOG RACING	8	29:12.559	+1'40.987	115.1	5	3:32.122	118.9
<b>Not classified:</b>										
32		Jean MIGNATELLI	CCF	3	11:58.157			2	3:41.563	113.8
33		Maurice GOUTEYRON	PALM	1	3:40.990					
38		Claude BOUEIX	DOG RACING	1	4:34.826					
<b>Not started</b>										
8		Patrick SENARD	CCF							
25		Olivier MASSOUTRE	CCF							
26		Bruno FOURE	CCF							
<b>uk</b>										
1	178	Danny WINSTANLEY	IND	8	26:27.734		127.0	5	3:17.927	127.4
2	166	Damian MILKINS	IND	8	27:03.107	+35.373	124.3	7	3:20.811	125.6



**Caterham R300**  
SPA RACING FESTIVAL  
Race 2

Final Classification by Class

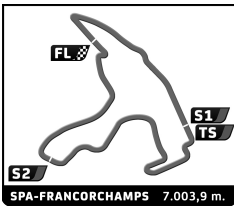
Nr. Driver	Nat	Team	Car	Laps	Total Time	Gap	Kph	Best Lap	
								Lap	Time

Published at: .....

Track Status: **WET**

<b>Stewards:</b>	<b>Timekeeper:</b>
------------------	--------------------





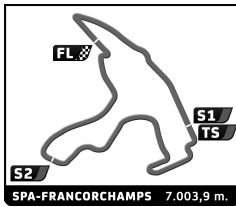
# Caterham R300

## SPA RACING FESTIVAL

### Race 2

### Lap Chart

		LAP									
Nr	Pos	Grid	1	2	3	4	5	6	7	8	9
178	<b>1</b>	178	178	178	178	178	178	178	178	178	178
15	<b>2</b>	15	3	3	3	3	3	3	3	3	3
64	<b>3</b>	64	15	15	15	15	15	15	15	15	15
3	<b>4</b>	3	166	166	166	166	166	9	9	9	9
74	<b>5</b>	74	75	75	9	9	9	166	166	166	166
75	<b>6</b>	75	48	48	75	18	18	18	18	18	18
166	<b>7</b>	166	18	9	18	75	07	07	07	07	07
23	<b>8</b>	23	9	18	48	48	74	74	74	23	23
9	<b>9</b>	9	74	74	74	07	92	40	23	74	74
98	<b>10</b>	98	64	92	92	74	48	23	40	40	40
48	<b>11</b>	48	92	40	07	92	40	48	48	48	48
40	<b>12</b>	40	40	07	40	40	23	92	92	92	92
63	<b>13</b>	63	4	23	23	23	75	20	20	70	70
92	<b>14</b>	92	07	64	64	64	20	70	70	20	20
18	<b>15</b>	18	33	4	4	12	64	64	64	64	64
16	<b>16</b>	16	23	20	20	20	70	75	75	75	75
69	<b>17</b>	69	16	16	12	4	4	4	60	4	4
99	<b>18</b>	99	12	12	60	70	60	60	4	17	17
70	<b>19</b>	70	63	60	16	60	17	17	17	76	76
4	<b>20</b>	4	20	63	70	17	76	76	76	29	29
12	<b>21</b>	12	76	76	63	76	14	14	29	14	14
29	<b>22</b>	29	60	70	76	14	29	29	16	16	16
60	<b>23</b>	60	70	17	17	29	63	63	63	63	63
20	<b>24</b>	20	29	29	29	63	16	16	14	71	71
76	<b>25</b>	76	17	14	14	16	71	71	71	28	28
07	<b>26</b>	07	14	30	30	71	44	44	28	30	30
33	<b>27</b>	33	30	5	44	44	28	28	30	87	87
25	<b>28</b>	25	5	44	71	30	30	30	87	61	61
14	<b>29</b>	14	37	28	5	28	87	87	44	233	233
30	<b>30</b>	30	44	37	87	87	37	5	61	57	57
17	<b>31</b>	17	28	71	28	5	5	61	5	5	5
37	<b>32</b>	37	87	87	37	37	61	57	57	72	72
71	<b>33</b>	71	71	72	61	61	57	233	233	24	24
26	<b>34</b>	26	32	61	72	57	72	72	72	37	37
28	<b>35</b>	28	61	57	57	72	233	37	24	44	44
87	<b>36</b>	87	72	32	233	233	24	24	37	37	37
57	<b>37</b>	57	57	233	24	24	12	12	12	12	12
5	<b>38</b>	5	233	49	49	49					
38	<b>39</b>	38	49	24	32						
24	<b>40</b>	24	24								
72	<b>41</b>	72	38								
32	<b>42</b>	32									
8	<b>43</b>	8									
49	<b>44</b>	49									
61	<b>45</b>	61									
73	<b>46</b>	73									
44	<b>47</b>	44									
233	<b>48</b>	233									



## Caterham R300


### SPA RACING FESTIVAL

#### Race 2

#### Best Sector Times

SECTOR 1			SECTOR 2			SECTOR 3				
Pos	Driver	Time	Driver	Time	Driver	Time	Pos	Driver	Ideal Lap	Best Lap
1	178 D.WINSTANLEY	53.852	178 D.WINSTANLEY	1:33.165	3 R.SAUGET	50.221	1	178 D.WINSTANLEY	3:17.469	3:17.927 (1)
2	9 H.BIZET	54.218	07 C.GAULTIER	1:33.432	9 H.BIZET	50.381	2	9 H.BIZET	3:18.418	3:19.431 (2)
3	23 P.WEHRLEN	54.529	15 A.PAVIOT	1:33.478	178 D.WINSTANLEY	50.452	3	3 R.SAUGET	3:19.090	3:19.459 (3)
4	166 D.MILKINS	54.757	3 R.SAUGET	1:33.541	15 A.PAVIOT	50.732	4	15 A.PAVIOT	3:19.242	3:19.705 (4)
5	60 F.CHATELAIN	54.942	23 P.WEHRLEN	1:33.638	18 J.GORSE	50.907	5	07 C.GAULTIER	3:19.801	3:20.261 (5)
6	70 T.BOUTERIN	55.009	9 H.BIZET	1:33.819	166 D.MILKINS	50.921	6	23 P.WEHRLEN	3:19.980	3:21.610 (8)
7	15 A.PAVIOT	55.032	48 A.GIRARDOT	1:34.012	07 C.GAULTIER	51.079	7	166 D.MILKINS	3:20.305	3:20.811 (6)
8	40 A.GRONIER	55.069	166 D.MILKINS	1:34.627	74 J.GOSSIAUX	51.080	8	18 J.GORSE	3:20.856	3:21.341 (7)
9	18 J.GORSE	55.269	18 J.GORSE	1:34.680	70 T.BOUTERIN	51.265	9	40 A.GRONIER	3:21.349	3:23.158 (13)
10	07 C.GAULTIER	55.290	92 O.LOÏ	1:34.717	75 A.PINTO	51.301	10	70 T.BOUTERIN	3:21.548	3:22.346 (11)
11	3 R.SAUGET	55.328	40 A.GRONIER	1:34.832	40 A.GRONIER	51.448	11	48 A.GIRARDOT	3:21.904	3:21.904 (9)
12	20 F.CHAHINIAN	55.542	60 F.CHATELAIN	1:35.024	48 A.GIRARDOT	51.703	12	60 F.CHATELAIN	3:22.088	3:23.401 (14)
13	74 J.GOSSIAUX	55.569	75 A.PINTO	1:35.084	23 P.WEHRLEN	51.813	13	74 J.GOSSIAUX	3:22.176	3:22.343 (10)
14	12 A.GRIFFON	55.592	20 F.CHAHINIAN	1:35.113	92 O.LOÏ	51.848	14	92 O.LOÏ	3:22.561	3:22.865 (12)
15	17 A.MIGNATELLI	55.950	4 B.GEORGEON	1:35.206	12 A.GRIFFON	51.899	15	75 A.PINTO	3:22.710	3:24.632 (18)
16	64 M.BOURDAT	55.952	14 J.GOBBA	1:35.220	17 A.MIGNATELLI	52.045	16	20 F.CHAHINIAN	3:23.099	3:23.663 (15)
17	92 O.LOÏ	55.996	70 T.BOUTERIN	1:35.274	14 J.GOBBA	52.110	17	12 A.GRIFFON	3:23.541	3:24.025 (16)
18	29 E.MOUSSIER	56.111	64 M.BOURDAT	1:35.284	60 F.CHATELAIN	52.122	18	14 J.GOBBA	3:23.667	3:25.278 (22)
19	71 L.BOUTERIN	56.113	74 J.GOSSIAUX	1:35.527	44 G.NION	52.294	19	64 M.BOURDAT	3:23.817	3:24.328 (17)
20	16 C.BALIKI	56.118	29 E.MOUSSIER	1:35.924	4 B.GEORGEON	52.369	20	17 A.MIGNATELLI	3:24.514	3:25.134 (20)
21	48 A.GIRARDOT	56.189	71 L.BOUTERIN	1:36.003	63 F.ALLAIRE	52.386	21	29 E.MOUSSIER	3:24.550	3:25.402 (23)
22	75 A.PINTO	56.325	12 A.GRIFFON	1:36.050	76 P.GOSSIAUX	52.411	22	4 B.GEORGEON	3:24.838	3:25.273 (21)
23	14 J.GOBBA	56.337	30 B.AVEQUE	1:36.189	20 F.CHAHINIAN	52.444	23	71 L.BOUTERIN	3:24.926	3:24.926 (19)
24	233 S.BOSSI	56.359	87 Y.GASPARINI	1:36.212	29 E.MOUSSIER	52.515	24	76 P.GOSSIAUX	3:25.195	3:25.677 (25)
25	28 C.ANOUILH	56.570	76 P.GOSSIAUX	1:36.214	16 C.BALIKI	52.540	25	16 C.BALIKI	3:25.584	3:25.620 (24)
26	76 P.GOSSIAUX	56.570	17 A.MIGNATELLI	1:36.519	64 M.BOURDAT	52.581	26	63 F.ALLAIRE	3:26.257	3:27.397 (29)
27	63 F.ALLAIRE	56.748	44 G.NION	1:36.921	71 L.BOUTERIN	52.810	27	28 C.ANOUILH	3:26.734	3:27.073 (26)
28	61 M.CLOUD	56.751	16 C.BALIKI	1:36.926	28 C.ANOUILH	52.816	28	87 Y.GASPARINI	3:26.870	3:27.321 (28)
29	37 P.DEHANT	56.977	63 F.ALLAIRE	1:37.123	30 B.AVEQUE	53.327	29	44 G.NION	3:26.992	3:27.221 (27)
30	87 Y.GASPARINI	57.221	28 C.ANOUILH	1:37.348	87 Y.GASPARINI	53.437	30	30 B.AVEQUE	3:27.034	3:27.771 (30)
31	4 B.GEORGEON	57.263	24 G.DELAROCHEFORDIERE	1:38.006	233 S.BOSSI	53.733	31	233 S.BOSSI	3:28.124	3:28.679 (31)
32	24 G.DELAROCHEFORDIERE	57.300	233 S.BOSSI	1:38.032	37 P.DEHANT	53.999	32	61 M.CLOUD	3:29.330	3:29.704 (32)
33	57 P.SIMON	57.516	57 P.SIMON	1:38.177	24 G.DELAROCHEFORDIERE	54.284	33	24 G.DELAROCHEFORDIERE	3:29.590	3:29.832 (33)
34	30 B.AVEQUE	57.518	61 M.CLOUD	1:38.181	72 N.COTTANCIN	54.328	34	37 P.DEHANT	3:30.094	3:32.122 (36)
35	44 G.NION	57.777	72 N.COTTANCIN	1:38.868	61 M.CLOUD	54.398	35	57 P.SIMON	3:30.492	3:31.034 (34)
36	5 P.REYPIN	57.955	37 P.DEHANT	1:39.118	57 P.SIMON	54.799	36	72 N.COTTANCIN	3:31.162	3:31.162 (35)
37	72 N.COTTANCIN	57.966	5 P.REYPIN	1:39.610	5 P.REYPIN	54.891	37	5 P.REYPIN	3:32.456	3:33.019 (37)
38	49 R.ARGOUUD	1:01.649	32 J.MIGNATELLI	1:40.395	32 J.MIGNATELLI	56.737	38	32 J.MIGNATELLI	3:41.563	3:41.563 (38)
39	32 J.MIGNATELLI	1:04.431	38 C.BOUUEIX	1:43.167	49 R.ARGOUUD	57.281	39	49 R.ARGOUUD	3:44.141	3:45.442 (39)

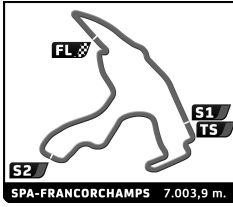




## Caterham R300 SPA RACING FESTIVAL Race 2

### Best Top Speeds

Driver	Team		Top 1		Top 2		Top 3		Top 4		Top 5		Avg
			Kph	Lap	Kph	Lap	Kph	Lap	Kph	Lap	Kph	Lap	
178 Danny WINSTANLEY	IND	uk	185.2	3	183.4	1	179.4	6	176.2	2	175.3	5	179,9
166 Damian MILKINS	IND	uk	183.0	8	171.5	5	170.6	4	170.6	7	169.6	6	173,1
30 Bruno AVEQUE	PALM	AS	182.1	6	177.3	8	175.1	7	162.0	2	155.9	4	170,5
07 Christophe GAULTIER	CCF	AS	181.8	6	177.1	4	175.1	7	174.2	5	169.6	3	175,6
15 Adrien PAVIOT	CCF	AS	181.5	5	171.7	1	170.6	2	165.2	4	164.7	8	170,7
23 Pascal WEHRLÉN	PALM	AS	181.5	4	175.9	6	173.1	3	170.9	5	168.8	2	174,0
40 Alexis GRONIER	DOG RACING	A	181.2	6	167.0	2	165.9	4	164.9	7	164.7	5	168,7
70 Thomas BOUTERIN	IND	AS	180.0	8	176.2	4	170.4	7	168.3	3	160.3	6	171,0
29 Eric MOUSSIER	IND	A	179.7	7	176.8	5	167.2	4	166.7	6	163.9	3	170,9
60 Francis CHATELAIN	PALM	AS	178.8	5	178.8	6	170.1	7	168.3	2	164.7	4	172,1
9 Henri BIZET	PALM	AS	177.1	6	174.2	7	172.5	4	170.1	8	162.0	5	171,2
4 Bruno GEORGEON	CCF	A	175.1	5	174.5	6	174.2	7	169.8	4	165.9	3	171,9
71 Laurent BOUTERIN	IND	A	175.1	8	165.7	7	162.5	3	160.8	5	152.8	2	163,4
5 Pierre REYPIN	ROSSELSP	AS	174.2	6	167.5	5	162.9	3	157.7	7	157.7	8	164,0
14 J.Paul GOBBA	CCF	BS	173.9	8	170.1	6	165.7	7	162.5	3	158.2	5	166,1
61 Michel CLOUD	CCF	BS	173.4	6	162.2	8	159.6	7	157.0	5	152.8	3	161,0
75 Alexandre PINTO	ST ELOI	AS	173.4	3	170.1	1	166.7	8	163.7	6	163.4	5	167,5
28 Claude ANOUILH	CCF	AS	173.1	4	169.3	6	162.9	3	161.5	5	161.3	7	165,6
74 J.Philippe GOSSIAUX	ST ELOI	AS	172.5	4	170.6	8	168.3	7	167.5	3	165.2	5	168,8
76 Philippe GOSSIAUX	ST ELOI	BS	172.0	7	168.8	5	162.0	6	159.4	8	158.9	3	164,2
48 Alain GIRARDOT	CCF	BS	171.7	4	170.1	7	168.5	2	165.2	8	162.0	5	167,5
37 Patrick DEHANT	DOG RACING	BS	171.5	6	164.2	8	157.3	5	153.7	4	150.9	7	159,5
87 Yann GASPARIANI	ST ELOI	A	171.2	7	168.0	4	167.0	3	167.0	5	165.4	6	167,7
20 Franck CHAHINIAN	PALM	AS	170.9	7	170.1	8	166.7	5	164.2	6	161.5	2	166,7
64 Mayeul BOURDAT	BIG BAZAR	A	170.6	7	165.4	5	164.2	8	160.3	3	159.6	2	164,0
92 Olivier LOÏ	ST ELOI	AS	170.4	6	164.2	4	160.1	7	158.9	8	158.7	3	162,5
3 Rémi SAUGET	PALM	AS	170.4	1	167.2	2	167.0	4	162.0	7	161.7	8	165,7
17 Arnaud MIGNATELLI	CCF	AS	168.5	7	167.0	5	163.2	8	162.5	6	155.7	4	163,4
72 Nicolas COTTANCIN	CCF	AS	167.5	6	167.5	8	167.0	5	166.2	7	160.3	4	165,7
24 Gilles DELAROCHEFORDIER	CCF	AS	166.2	5	165.4	4	163.7	7	161.7	8	154.8	6	162,4
57 Philippe SIMON	PALM	BS	165.9	4	157.3	6	154.1	8	145.8	7	143.9	2	153,4
16 Cyrille BALIKI	PALM	AS	165.2	7	160.3	3	159.6	8	155.0	6	153.5	2	158,7
63 Frédéric ALLAIRE	IND	A	163.2	3	161.0	4	156.1	8	154.6	5	154.1	2	157,8
18 Julien GORSE	IND	AS	162.9	7	162.5	8	161.5	2	159.6	6	157.5	4	160,8
233 Sylvio BOSSI	CCF	BS	162.2	4	162.0	8	153.7	6	150.9	5	148.6	7	155,5
44 Gautier NION	CCF	A	161.3	6	160.1	7	158.2	8	154.6	4	152.0	5	157,2
12 Arnaud GRIFFON	PALM	AS	160.5	4	156.8	5	156.4	2	154.6	7	153.3	3	156,3
49 Rodolphe ARGOUD	ROSSEL SPORT	A	147.6	4	141.1	2	139.1	3	123.3	1			137,8
38 Claude BOUEIX	DOG RACING	BS	137.5	1									137,5
32 Jean MIGNATELLI	CCF	BS	136.3	2	128.4	3	120.5	1					128,4
69 Philippe QUETAUD	CCF	AS											
99 Hervé CORDEL	CCF	A											
8 Patrick SENARD	CCF	BS											
26 Bruno FOURE	CCF	BS											
33 Maurice GOUTEYRON	PALM	BS											
25 Olivier MASSOUTRE	CCF	BS											
98 Olivier GUERIN	CCF	AS											



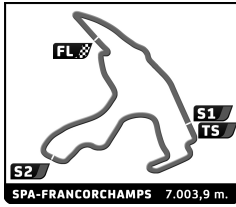
# Caterham R300

## SPA RACING FESTIVAL

### Race 2

### Best Top Speeds

Driver	Team	AS	Top 1		Top 2		Top 3		Top 4		Top 5	
			Kph	Lap	Kph	Lap	Kph	Lap	Kph	Lap	Kph	Lap
73 Philippe LAURENT	ROSSEL SPORT	AS										



# Caterham R300


## SPA RACING FESTIVAL

### Race 2

#### Fastest Lap Sequence

Practice Time	Driver	Team	Car	Class	Time	Kph	Lap
6:38.164	178 Danny WINSTANLEY	IND		uk	<b>3:18.177</b>	127.2	2
9:56.228	178 Danny WINSTANLEY	IND		uk	<b>3:18.064</b>	127.3	3
16:33.069	178 Danny WINSTANLEY	IND		uk	<b>3:17.927</b>	127.4	5






## Caterham R300 SPA RACING FESTIVAL Race 2

Analysis by lap

■ Lapped

Nr	Lap Time	Gap	Nr	Lap Time	Gap	Nr	Lap Time	Gap	Nr	Lap Time	Gap	Nr	Lap Time	Gap
178	3:18.211													
3	3:21.207	17.384												
15	3:20.610	18.905												
9	3:22.052	33.144												
166	3:22.342	35.373												
18	3:21.593	41.643												
07	3:21.518	42.147												
23	3:23.999	59.337												
74	3:24.985	59.916												
40	3:24.936	1:00.782												
48	3:26.137	1:03.838												
92	3:25.000	1:07.439												
70	3:22.467	1:12.196												
20	3:24.809	1:13.960												
64	3:24.328	1:17.217												
75	3:26.383	1:20.319												
4	3:32.455	1:30.754												
17	3:26.267	1:31.876												
76	3:26.514	1:33.873												
29	3:25.402	1:36.893												
14	3:25.285	1:45.839												
16	3:27.705	1:45.857												
63	3:27.397	1:47.060												
12	3:52.592	1 Lap												
71	3:24.926	1:55.320												
28	3:29.754	2:05.760												
30	3:28.361	2:06.827												
87	3:28.039	2:07.503												
61	3:29.704	2:24.207												
233	3:30.691	2:27.489												
57	3:32.201	2:28.344												
5	3:38.219	2:33.538												
72	3:35.651	2:37.471												
24	3:31.192	2:41.674												
37	3:32.552	2:44.825												
44	4:29.445	3:12.782												




## Caterham R300 SPA RACING FESTIVAL Race 2

### Analysis

■ Personal Best  
 ■ Session Best  
 ■ Crossing the finish line in pit lane

Lap	Time	Sector 1	Sector 2	Sector 3	T. Spd	Elapsed	Lap	Time	Sector 1	Sector 2	Sector 3	T. Spd	Elapsed
<b>3 Rémi SAUGET</b> PALM													
1	3:22.385	57.025	1:34.721	50.639	170.4	3:22.385	1	3:43.617	1:08.564	1:40.583	54.470	141.8	3:43.617
2	3:19.664	<b>55.328</b>	1:33.607	50.729	167.2	6:42.049	2	3:31.027	58.816	1:38.508	53.703	156.4	7:14.644
3	3:21.701	55.723	1:34.636	51.342	160.5	10:03.750	3	3:26.212	57.238	1:37.075	<b>51.899</b>	153.3	10:40.856
4	3:20.521	55.350	1:34.229	50.942	167.0	13:24.271	4	<b>3:24.025</b>	<b>55.592</b>	<b>1:36.050</b>	52.383	160.5	14:04.881
5	<b>3:19.459</b>	55.470	1:33.768	<b>50.221</b>	156.4	16:43.730	5	5:36.245B	56.490	3:26.620	1:13.135	156.8	19:41.126
6	3:20.594	55.740	1:34.086	50.768	157.7	20:04.324	6	4:42.657	2:11.480	1:38.844	52.333	152.0	24:23.783
7	3:19.587	55.470	<b>1:33.541</b>	50.576	162.0	23:23.911	7	3:52.592B	59.562	1:39.118	1:13.912	154.6	28:16.375
8	3:21.207	56.317	1:34.341	50.549	161.7	26:45.118							
<b>4 Bruno GEORGEON</b> CCF													
1	3:38.638	1:05.238	1:38.998	54.402	153.9	3:38.638	1	3:50.166	1:14.046	1:41.606	54.514	135.3	3:50.166
2	3:32.079	59.134	1:38.404	54.541	161.7	7:10.717	2	3:33.191	1:00.474	1:37.594	55.123	142.4	7:23.357
3	3:27.938	57.567	1:36.801	53.570	165.9	10:38.655	3	3:28.138	58.999	1:35.291	53.848	162.5	10:51.495
4	3:27.388	57.522	1:36.689	53.177	169.8	14:06.043	4	3:26.999	58.445	1:35.360	53.194	156.6	14:18.494
5	3:26.298	57.756	1:36.173	<b>52.369</b>	175.1	17:32.341	5	3:26.705	57.538	1:35.505	53.662	158.2	17:45.199
6	<b>3:25.273</b>	<b>57.263</b>	<b>1:35.206</b>	52.804	174.5	20:57.614	6	<b>3:25.278</b>	56.658	<b>1:35.220</b>	53.400	170.1	21:10.477
7	3:28.419	57.693	1:37.729	52.997	174.2	24:26.033	7	3:37.811	57.346	1:48.355	<b>52.110</b>	165.7	24:48.288
8	3:32.455	57.801	1:39.538	55.116	162.7	27:58.488	8	3:25.285	<b>56.337</b>	1:35.762	53.186	173.9	28:13.573
<b>5 Pierre REYPIN</b> ROSSELSP													
1	3:55.502	1:14.007	1:43.576	57.919	132.1	3:55.502	1	3:23.395	57.840	1:34.616	50.939	171.7	3:23.395
2	3:37.215	59.660	1:41.153	56.402	151.8	7:32.717	2	<b>3:19.705</b>	55.208	<b>1:33.478</b>	51.019	170.6	6:43.100
3	3:35.623	58.732	1:40.509	56.382	162.9	11:08.340	3	3:21.610	55.332	1:34.449	51.829	161.7	10:04.710
4	3:34.472	58.661	1:40.101	55.710	150.3	14:42.812	4	3:20.561	<b>55.032</b>	1:34.694	50.835	165.2	13:25.271
5	3:33.491	58.062	1:39.953	55.476	167.5	18:16.303	5	3:19.812	55.497	1:33.583	<b>50.732</b>	181.5	16:45.083
6	<b>3:33.019</b>	<b>57.955</b>	1:40.173	<b>54.891</b>	174.2	21:49.322	6	3:20.206	55.336	1:33.793	51.077	164.2	20:05.289
7	3:33.731	58.296	<b>1:39.610</b>	55.825	157.7	25:23.053	7	3:20.740	55.608	1:33.756	51.376	154.4	23:26.029
8	3:38.219	57.997	1:44.753	55.469	157.7	29:01.272	8	3:20.610	55.210	1:34.122	51.278	164.7	26:46.639
<b>07 Christophe GAULTIER</b> CCF													
1	3:39.244	1:07.234	1:38.127	53.883	145.6	3:39.244	1	3:43.325	1:06.491	1:40.648	56.186	141.8	3:43.325
2	3:25.092	57.503	1:35.636	51.953	159.4	7:04.336	2	3:30.806	57.782	1:38.729	54.295	153.5	7:14.131
3	3:21.509	55.926	1:34.504	<b>51.079</b>	169.6	10:25.845	3	3:29.553	56.973	1:38.370	54.210	160.3	10:43.684
4	3:20.987	55.508	1:34.316	51.163	177.1	13:46.832	4	3:42.048	1:09.998	1:37.917	54.133	144.3	14:25.732
5	3:20.265	<b>55.290</b>	1:33.880	51.095	174.2	17:07.097	5	3:27.151	56.659	1:37.875	52.617	152.4	17:52.883
6	<b>3:20.261</b>	55.734	<b>1:33.432</b>	51.095	181.8	20:27.358	6	<b>3:25.620</b>	<b>56.118</b>	<b>1:36.926</b>	52.576	155.0	21:18.503
7	3:21.005	55.455	1:33.875	51.675	175.1	23:48.363	7	3:27.383	56.781	1:38.062	<b>52.540</b>	165.2	24:45.886
8	3:21.518	55.744	1:34.222	51.552	162.7	27:09.881	8	3:27.705	57.037	1:37.090	53.578	159.6	28:13.591
<b>9 Henri BIZET</b> PALM													
1	3:33.093	1:04.365	1:37.105	51.623	134.1	3:33.093	1	3:48.488	1:12.045	1:41.002	55.441	124.7	3:48.488
2	3:23.554	55.418	1:35.717	52.419	158.2	6:56.647	2	3:31.844	58.290	1:39.446	54.108	140.5	7:20.332
3	3:20.291	55.386	1:34.524	<b>50.381</b>	160.8	10:16.938	3	3:29.317	57.337	1:38.950	53.030	155.0	10:49.649
4	3:19.529	<b>54.218</b>	1:34.111	51.200	172.5	13:36.467	4	3:27.318	56.979	1:37.679	52.660	155.7	14:16.967
5	3:22.248	55.170	1:34.788	52.290	162.0	16:58.715	5	3:26.041	56.221	1:37.505	52.315	167.0	17:43.008
6	<b>3:19.431</b>	54.650	<b>1:33.819</b>	50.962	177.1	20:18.146	6	3:25.201	56.637	<b>1:36.519</b>	<b>52.045</b>	162.5	21:08.209
7	3:20.680	55.251	1:34.212	51.217	174.2	23:38.826	7	<b>3:25.134</b>	<b>55.950</b>	1:36.683	52.501	168.5	24:33.343
8	3:22.052	55.720	1:34.856	51.476	170.1	27:00.878	8	3:26.267	56.059	1:37.009	53.199	163.2	27:59.610
<b>12 Arnaud GRIFFON</b> PALM													
1	3:43.617	1:08.564	1:40.583	54.470	141.8	3:43.617	1	3:43.617	1:08.564	1:40.583	54.470	141.8	3:43.617
2	3:31.027	58.816	1:38.508	53.703	156.4	7:14.644	2	3:31.027	58.816	1:38.508	53.703	156.4	7:14.644
3	3:26.212	57.238	1:37.075	<b>51.899</b>	153.3	10:40.856	3	3:26.212	57.238	1:37.075	<b>51.899</b>	153.3	10:40.856
4	<b>3:24.025</b>	<b>55.592</b>	<b>1:36.050</b>	52.383	160.5	14:04.881	4	<b>3:24.025</b>	<b>55.592</b>	<b>1:36.050</b>	52.383	160.5	14:04.881
5	5:36.245B	56.490	3:26.620	1:13.135	156.8	19:41.126	5	5:36.245B	56.490	3:26.620	1:13.135	156.8	19:41.126
6	4:42.657	2:11.480	1:38.844	52.333	152.0	24:23.783	6	4:42.657	2:11.480	1:38.844	52.333	152.0	24:23.783
7	3:52.592B	59.562	1:39.118	1:13.912	154.6	28:16.375	7	3:52.592B	59.562	1:39.118	1:13.912	154.6	28:16.375
<b>14 J.Paul GOBBA</b> CCF													
1	3:50.166	1:14.046	1:41.606	54.514	135.3	3:50.166	1	3:50.166	1:14.046	1:41.606	54.514	135.3	3:50.166
2	3:33.191	1:00.474	1:37.594	55.123	142.4	7:23.357	2	3:33.191	1:00.474	1:37.594	55.123	142.4	7:23.357
3	3:28.138	58.999	1:35.291	53.848	162.5	10:51.495	3	3:28.138	58.999	1:35.291	53.848	162.5	10:51.495
4	3:26.999	58.445	1:35.360	53.194	156.6	14:18.494	4	3:26.999	58.445	1:35.360	53.194	156.6	14:18.494
5	3:26.705	57.538	1:35.505	53.662	158.2	17:45.199	5	3:26.705	57.538	1:35.505	53.662	158.2	17:45.199
6	<b>3:25.278</b>	56.658	<b>1:35.220</b>	53.400	170.1	21:10.477	6	<b>3:25.278</b>	56.658	<b>1:35.220</b>	53.400	170.1	21:10.477
7	3:37.811	57.346	1:48.355	<b>52.110</b>	165.7	24:48.288	7	3:37.811	57.346	1:48.355	<b>52.110</b>	165.7	24:48.288
8	3:25.285	<b>56.337</b>	1:35.762	53.186	173.9	28:13.573	8	3:25.285	<b>56.337</b>	1:35.762	53.186	173.9	28:13.573
<b>15 Adrien PAVIOT</b> CCF													
1	3:23.395	57.840	1:34.616	50.939	171.7	3:23.395	1	3:23.395	57.840	1:34.616	50.939	171.7	3:23.395
2	<b>3:19.705</b>	55.208	<b>1:33.478</b>	51.019	170.6	6:43.100	2	<b>3:19.705</b>	55.208	<b>1:33.478</b>	51.019	170.6	6:43.100
3	3:21.610	55.332	1:34.449	51.829	161.7	10:04.710	3	3:21.610	55.332	1:34.449	51.829	161.7	10:04.710
4	3:20.561	<b>55.032</b>	1:34.694	50.835	165.2	13:25.271	4	3:20.561	<b>55.032</b>	1:34.694	50.835	165.2	13:25.271
5	3:19.812	55.497	1:33.583	<b>50.732</b>	181.5	16:45.083	5	3:19.812	55.497	1:33.583	<b>50.732</b>	181.5	16:45.083
6	3:20.206	55.336	1:33.793	51.077	164.2	20:05.289	6	3:20.206	55.336	1:33.793	51.077	164.2	20:05.289
7	3:20.740	55.608	1:33.756	51.376	154.4	23:26.029	7	3:20.740	55.608	1:33.756	51.376	154.4	23:26.029
8	3:20.610	55.210	1:34.122	51.278	164.7	26:46.639	8	3:20.610	55.210	1:34.122	51.278	164.7	26:46.639
<b>16 Cyrille BALIKI</b> PALM													
1	3:43.325	1:06.491	1:40.648	56.186	141.8	3:43.325	1	3:43.325	1:06.491	1:40.648	56.186	141.8	3:43.325
2	3:30.806	57.782	1:38.729	54.295	153.5	7:14.131	2	3:30.806	57.782	1:38.729	54.295	153.5	7:14.131
3	3:29.553	56.973	1:38.370	54.210	160.3	10:43.684	3	3:29.553	56.973	1:38.370	54.210	160.3	10:43.684
4	3:42.048	1:09.998	1:37.917	54.133	144.3	14:25.732	4	3:42.048	1:09.998	1:37.917	54.133	144.3	14:25.732
5	3:27.151	56.659	1:37.875	52.617	152.4	17:52.883	5	3:27.151	56.659	1:37.875	52.617	152.4	17:52.883
6	<b>3:25.620</b>	<b>56.118</b>	<b>1:36.926</b>	52.576	155.0	21:18.503	6	<b>3:25.620</b>	<b>56.118</b>	<b>1:36.926</b>	52.576	155.0	21:18.503
7	3:27.383	56.781	1:38.062	<b>52.540</b>	165.2	24:4							



## Caterham R300 SPA RACING FESTIVAL Race 2

### Analysis

■ Personal Best ■ Session Best B Crossing the finish line in pit lane

Lap	Time	Sector 1	Sector 2	Sector 3	T. Spd	Elapsed
1	3:32.102	1:02.159	1:36.994	52.949	144.5	3:32.102
2	3:25.333	55.656	1:36.492	53.185	161.5	6:57.435
3	3:23.640	55.792	1:35.660	52.188	154.6	10:21.075
4	3:21.752	55.323	1:34.961	51.468	157.5	13:42.827
5	3:22.274	55.514	1:35.310	51.450	155.0	17:05.101
6	<b>3:21.341</b>	55.599	1:34.835	<b>50.907</b>	159.6	20:26.442
7	3:21.342	<b>55.269</b>	<b>1:34.680</b>	51.393	162.9	23:47.784
8	3:21.593	55.476	1:34.804	51.313	162.5	27:09.377

20 Franck CHAHINIAN						
PALM						
Lap	Time	Sector 1	Sector 2	Sector 3	T. Spd	Elapsed
1	3:44.681	1:08.938	1:40.939	54.804	145.6	3:44.681
2	3:28.701	57.163	1:38.521	53.017	161.5	7:13.382
3	3:25.603	56.424	1:36.420	52.759	142.6	10:38.985
4	3:26.512	55.860	1:36.531	54.121	152.8	14:05.497
5	3:24.040	55.672	1:35.519	52.849	166.7	17:29.537
6	3:23.685	55.804	1:35.397	52.484	164.2	20:53.222
7	<b>3:23.663</b>	56.106	<b>1:35.113</b>	<b>52.444</b>	170.9	24:16.885
8	3:24.809	<b>55.542</b>	1:36.587	52.680	170.1	27:41.694

23 Pascal WEHRLÉN						
PALM						
Lap	Time	Sector 1	Sector 2	Sector 3	T. Spd	Elapsed
1	3:41.371	1:07.905	1:39.551	53.915	147.4	3:41.371
2	3:24.927	56.194	1:36.608	52.125	168.8	7:06.298
3	3:23.061	55.919	1:35.116	52.026	173.1	10:29.359
4	3:23.079	54.741	1:36.525	<b>51.813</b>	181.5	13:52.438
5	3:25.080	54.925	1:36.102	54.053	170.9	17:17.518
6	3:23.944	57.997	<b>1:33.638</b>	52.309	175.9	20:41.462
7	<b>3:21.610</b>	<b>54.529</b>	1:34.996	52.085	167.0	24:03.072
8	3:23.999	56.841	1:35.339	51.819	146.8	27:27.071

24 Gilles DELAROCHEFORDIERE						
CCF						
Lap	Time	Sector 1	Sector 2	Sector 3	T. Spd	Elapsed
1	4:07.338	1:22.684	1:45.700	58.954	121.5	4:07.338
2	3:44.700	1:01.761	1:45.290	57.649	131.8	7:52.038
3	3:40.575	1:03.699	1:41.368	55.508	150.7	11:32.613
4	3:32.473	57.663	1:39.345	55.465	165.4	15:05.086
5	3:31.011	<b>57.300</b>	1:39.278	54.433	166.2	18:36.097
6	3:32.287	57.390	1:40.514	54.383	154.8	22:08.384
7	<b>3:29.832</b>	57.460	1:38.088	<b>54.284</b>	163.7	25:38.216
8	3:31.192	57.574	<b>1:38.006</b>	55.612	161.7	29:09.408

28 Claude ANOUILH						
CCF						
Lap	Time	Sector 1	Sector 2	Sector 3	T. Spd	Elapsed
1	3:59.024	1:17.251	1:42.448	59.325	148.0	3:59.024
2	3:35.697	59.071	1:40.728	55.898	145.6	7:34.721
3	3:34.541	58.604	1:40.818	55.119	162.9	11:09.262
4	3:30.334	57.293	1:38.907	54.134	173.1	14:39.596
5	3:29.966	57.586	1:38.519	53.861	161.5	18:09.562
6	<b>3:27.073</b>	<b>56.570</b>	1:37.687	<b>52.816</b>	169.3	21:36.635
7	3:27.105	<b>56.757</b>	<b>1:37.348</b>	53.000	161.3	25:03.740
8	3:29.754	57.849	1:38.284	53.621	149.7	28:33.494

29 Eric MOUSSIER						
IND						
Lap	Time	Sector 1	Sector 2	Sector 3	T. Spd	Elapsed
1	3:47.989	1:10.825	1:40.943	56.221	139.6	3:47.989
2	3:33.720	1:00.387	1:39.363	53.970	161.5	7:21.709

Lap	Time	Sector 1	Sector 2	Sector 3	T. Spd	Elapsed
3	3:29.245	58.081	1:37.493	53.671	163.9	10:50.954
4	3:29.023	57.480	1:38.143	53.400	167.2	14:19.977
5	3:26.200	<b>56.111</b>	1:37.089	53.000	176.8	17:46.177
6	3:25.946	56.987	1:36.190	52.769	166.7	21:12.123
7	3:27.102	56.955	1:37.002	53.145	179.7	24:39.225
8	<b>3:25.402</b>	56.963	<b>1:35.924</b>	<b>52.515</b>	161.0	28:04.627

30 Bruno AVEQUE						
PALM						
Lap	Time	Sector 1	Sector 2	Sector 3	T. Spd	Elapsed
1	3:53.693	1:13.303	1:43.285	57.105	129.0	3:53.693
2	3:35.514	1:00.524	1:39.398	55.592	162.0	7:29.207
3	3:34.933	1:00.919	1:39.538	54.476	151.1	11:04.140
4	3:33.533	59.411	1:37.945	56.177	155.9	14:37.673
5	3:32.855	59.941	1:38.908	54.006	146.0	18:10.528
6	3:27.901	57.679	1:36.895	<b>53.327</b>	182.1	21:38.429
7	<b>3:27.771</b>	<b>57.518</b>	1:36.836	53.417	175.1	25:06.200
8	3:28.361	58.533	<b>1:36.189</b>	53.639	177.3	28:34.561

32 Jean MIGNATELLI						
CCF						
Lap	Time	Sector 1	Sector 2	Sector 3	T. Spd	Elapsed
1	4:01.494	1:17.810	1:43.204	1:00.480	120.5	4:01.494
2	<b>3:41.563</b>	<b>1:04.431</b>	<b>1:40.395</b>	<b>56.737</b>	136.3	7:43.057
3	4:15.100B	1:16.724	1:43.711	1:14.665	128.4	11:58.157


33 Maurice GOUTEYRON						
PALM						
Lap	Time	Sector 1	Sector 2	Sector 3	T. Spd	Elapsed
1	3:40.990B					3:40.990

37 Patrick DEHANT						
DOG RACING						
Lap	Time	Sector 1	Sector 2	Sector 3	T. Spd	Elapsed
1	3:55.797	1:14.797	1:43.734	57.266	123.1	3:55.797
2	3:39.660	59.570	1:43.687	56.403	147.0	7:35.457
3	3:35.026	59.782	1:40.241	55.003	140.4	11:10.483
4	3:32.579	58.349	1:39.180	55.050	153.7	14:43.062
5	<b>3:32.122</b>	58.308	1:39.815	<b>53.999</b>	157.3	18:15.184
6	3:49.919	<b>56.977</b>	1:58.074	54.868	171.5	22:05.103
7	3:34.904	1:01.463	<b>1:39.118</b>	54.323	150.9	25:40.007
8	3:32.552	57.770	1:39.464	55.318	164.2	29:12.559

38 Claude BOUEIX						
DOG RACING						
Lap	Time	Sector 1	Sector 2	Sector 3	T. Spd	Elapsed
1	4:34.826B	1:13.148	<b>1:43.167</b>	<b>1:38.511</b>	137.5	4:34.826

40 Alexis GRONIER						
DOG RACING						
Lap	Time	Sector 1	Sector 2	Sector 3	T. Spd	Elapsed
1	3:37.851	1:04.942	1:39.589	53.320	134.8	3:37.851
2	3:26.076	57.948	1:36.070	52.058	167.0	7:03.927
3	3:24.584	56.147	1:36.458	51.979	159.1	10:28.511
4	3:23.208	55.726	1:36.034	<b>51.448</b>	165.9	13:51.719
5	3:24.784	<b>55.069</b>	1:36.969	52.746	164.7	17:16.503
6	<b>3:23.158</b>	56.550	<b>1:34.832</b>	51.776	181.2	20:39.661
7	3:23.919	56.186	1:36.063	51.670	164.9	24:03.580
8	3:24.936	56.785	1:36.075	52.076	150.9	27:28.516

44 Gautier NION						
CCF						
Lap	Time	Sector 1	Sector 2	Sector 3	T. Spd	Elapsed
1	3:47.989	1:10.825	1:40.943	56.221	139.6	3:47.989
2	3:33.720	1:00.387	1:39.363	53.970	161.5	7:21.709



## Caterham R300 SPA RACING FESTIVAL Race 2

### Analysis

■ Personal Best ■ Session Best B Crossing the finish line in pit lane

Lap	Time	Sector 1	Sector 2	Sector 3	T. Spd	Elapsed
1	3:57.206	1:16.078	1:42.888	58.240	132.3	3:57.206
2	3:36.167	59.748	1:40.899	55.520	137.9	7:33.373
3	3:32.622	58.591	1:40.375	53.656	144.5	11:05.995
4	3:31.366	57.817	1:38.695	54.854	154.6	14:37.361
5	3:29.861	59.285	1:37.834	52.742	152.0	18:07.222
6	<b>3:27.221</b>	<b>57.777</b>	1:37.150	<b>52.294</b>	161.3	21:34.443
7	3:36.628	58.033	1:37.630	1:00.965	160.1	25:11.071
8	4:29.445	58.956	<b>1:36.921</b>	1:53.568	158.2	29:40.516

48 Alain GIRARDOT CCF						
1	3:30.503	1:01.326	1:36.246	52.931	152.6	3:30.503
2	3:25.579	57.092	1:35.561	52.926	168.5	6:56.082
3	3:26.441	57.690	1:36.678	52.073	145.6	10:22.523
4	3:23.897	56.432	1:35.118	52.347	171.7	13:46.420
5	3:29.647	57.831	1:38.905	52.911	162.0	17:16.067
6	3:27.464	1:00.244	1:34.806	52.414	155.2	20:43.531
7	<b>3:21.904</b>	<b>56.189</b>	<b>1:34.012</b>	<b>51.703</b>	170.1	24:05.435
8	3:26.137	57.582	1:35.060	53.495	165.2	27:31.572

49 Rodolphe ARGOUT ROSSEL SPORT						
1	4:05.819	1:20.432	1:47.377	58.010	123.3	4:05.819
2	<b>3:45.442</b>	1:02.487	1:45.574	57.381	141.1	7:51.261
3	3:48.806	1:06.314	<b>1:45.211</b>	<b>57.281</b>	139.1	11:40.067
4	4:01.524 B	<b>1:01.649</b>	1:45.642	1:14.233	147.6	15:41.591

57 Philippe SIMON PALM						
1	4:03.061	1:18.701	1:44.498	59.862	124.8	4:03.061
2	3:36.193	1:00.622	1:39.619	55.952	143.9	7:39.254
3	3:34.808	59.656	1:39.717	55.435	136.5	11:14.062
4	<b>3:31.034</b>	<b>57.516</b>	<b>1:38.177</b>	55.341	165.9	14:45.096
5	3:32.449	58.396	1:38.756	55.297	139.5	18:17.545
6	3:33.741	58.337	1:39.209	56.195	157.3	21:51.286
7	3:32.591	57.559	1:39.480	55.552	145.8	25:23.877
8	3:32.201	57.888	1:39.514	<b>54.799</b>	154.1	28:56.078

60 Francis CHATELAIN PALM						
1	3:46.946	1:10.349	1:40.444	56.153	150.5	3:46.946
2	3:28.554	57.645	1:37.384	53.525	168.3	7:15.500
3	3:27.817	56.649	1:37.899	53.269	154.4	10:43.317
4	3:27.358	1:00.147	1:35.040	52.171	164.7	14:10.675
5	<b>3:23.401</b>	55.327	1:35.653	52.421	178.8	17:34.076
6	3:26.547	56.517	<b>1:35.024</b>	55.006	178.8	21:00.623
7	3:23.577	55.344	1:36.111	<b>52.122</b>	170.1	24:24.200

61 Michel CLOUD CCF						
1	4:01.786	1:18.877	1:42.790	1:00.119	143.0	4:01.786
2	3:36.550	1:00.533	1:40.241	55.776	144.5	7:38.336
3	3:34.079	59.425	1:40.175	54.479	152.8	11:12.415
4	3:31.323	57.526	1:38.488	55.309	147.8	14:43.738
5	3:33.239	58.455	1:39.752	55.032	157.0	18:16.977
6	3:32.931	57.617	1:40.330	54.984	173.4	21:49.908
7	3:32.329	57.994	1:39.937	<b>54.398</b>	159.6	25:22.237

Lap	Time	Sector 1	Sector 2	Sector 3	T. Spd	Elapsed
8	<b>3:29.704</b>	<b>56.751</b>	<b>1:38.181</b>	54.772	162.2	28:51.941

63 Frédéric ALLAIRE IND						
1	3:44.449	1:07.813	1:40.748	55.888	140.5	3:44.449
2	3:33.887	59.686	1:40.372	53.829	154.1	7:18.336
3	3:29.835	58.387	1:38.193	53.255	163.2	10:48.171
4	3:32.970	57.896	1:40.047	55.027	161.0	14:21.141
5	3:28.970	57.664	1:37.869	53.437	154.6	17:50.111
6	3:27.583	58.062	<b>1:37.123</b>	52.398	147.6	21:17.694
7	3:29.703	58.960	1:37.616	53.127	140.4	24:47.397
8	<b>3:27.397</b>	<b>56.748</b>	1:38.263	<b>52.386</b>	156.1	28:14.794

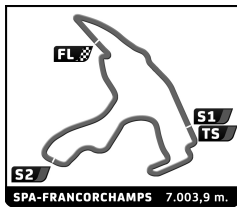
64 Mayeul BOURDAT BIG BAZAR						
1	3:36.873	1:02.570	1:39.142	55.161	144.1	3:36.873
2	3:33.173	58.987	1:39.693	54.493	159.6	7:10.046
3	3:27.531	57.390	1:37.063	53.078	160.3	10:37.577
4	3:26.555	56.459	1:36.981	53.115	157.0	14:04.132
5	3:25.587	<b>55.952</b>	1:36.216	53.419	165.4	17:29.719
6	3:26.470	56.802	1:36.581	53.087	156.6	20:56.189
7	3:24.434	55.990	1:35.651	52.793	170.6	24:20.623
8	<b>3:24.328</b>	56.463	<b>1:35.284</b>	<b>52.581</b>	164.2	27:44.951

70 Thomas BOUTERIN IND						
1	3:47.591	1:11.126	1:41.102	55.363	125.1	3:47.591
2	3:32.005	58.901	1:38.769	54.335	141.8	7:19.596
3	3:25.128	57.077	1:36.123	51.928	168.3	10:44.724
4	<b>3:22.346</b>	55.296	<b>1:35.274</b>	51.776	176.2	14:07.070
5	3:23.558	55.213	1:36.649	51.696	159.6	17:30.628
6	3:23.213	55.815	1:35.879	51.519	160.3	20:53.841
7	3:23.622	55.561	1:36.216	51.845	170.4	24:17.463
8	3:22.467	<b>55.009</b>	1:36.193	<b>51.265</b>	180.0	27:39.930

71 Laurent BOUTERIN IND						
1	4:00.781	1:18.859	1:43.667	58.255	119.9	4:00.781
2	3:35.077	58.093	1:41.099	55.885	152.8	7:35.858
3	3:30.578	58.127	1:38.819	53.632	162.5	11:06.436
4	3:30.350	57.639	1:38.598	54.113	149.5	14:36.786
5	3:27.956	57.019	1:37.841	53.096	160.8	18:04.742
6	3:26.587	56.664	1:36.817	53.106	150.9	21:31.329
7	3:26.799	57.193	1:36.621	52.985	165.7	24:58.128
8	<b>3:24.926</b>	<b>56.113</b>	<b>1:36.003</b>	<b>52.810</b>	175.1	28:23.054

72 Nicolas COTTANCIN CCF						
1	4:01.860	1:18.428	1:43.863	59.569	116.4	4:01.860
2	3:35.725	59.864	1:40.366	55.495	158.7	7:37.585
3	3:35.690	59.301	1:41.373	55.016	154.6	11:13.275
4	3:35.122	59.833	1:40.599	54.690	160.3	14:48.397
5	<b>3:31.162</b>	<b>57.966</b>	<b>1:38.868</b>	<b>54.328</b>	167.0	18:19.559
6	3:34.714	58.521	1:39.607	56.586	167.5	21:54.273
7	3:35.281	59.830	1:40.512	54.939	166.2	25:29.554
8	3:35.651	59.039	1:39.597	57.015	167.5	29:05.205





## Caterham R300 SPA RACING FESTIVAL Race 2

### Analysis

■ Personal Best ■ Session Best B Crossing the finish line in pit lane

Lap	Time	Sector 1	Sector 2	Sector 3	T. Spd	Elapsed	Lap	Time	Sector 1	Sector 2	Sector 3	T. Spd	Elapsed
<b>74</b> J.Philippe GOSSIAUX ST ELOI							<b>166</b> Damian MILKINS IND						
1	3:36.322	1:03.685	1:39.570	53.067	145.6	3:36.322	1	3:26.561	58.728	1:35.298	52.535	157.3	3:26.561
2	3:25.641	56.945	1:37.135	51.561	160.5	7:01.963	2	3:23.730	55.331	1:36.578	51.821	165.9	6:50.291
3	<b>3:22.343</b>	55.736	<b>1:35.527</b>	<b>51.080</b>	167.5	10:24.306	3	3:23.358	55.745	1:35.923	51.690	166.5	10:13.649
4	3:24.039	<b>55.569</b>	1:36.975	51.495	172.5	13:48.345	4	3:21.879	55.514	1:35.444	<b>50.921</b>	170.6	13:35.528
5	3:25.646	55.755	1:38.218	51.673	165.2	17:13.991	5	3:22.500	55.134	1:35.664	51.702	171.5	16:58.028
6	3:24.149	56.230	1:36.337	51.582	162.2	20:38.140	6	3:21.926	55.350	1:35.229	51.347	169.6	20:19.954
7	3:24.525	55.857	1:36.727	51.941	168.3	24:02.665	7	<b>3:20.811</b>	55.180	<b>1:34.627</b>	51.004	170.6	23:40.765
8	3:24.985	56.380	1:36.096	52.509	170.6	27:27.650	8	3:22.342	<b>54.757</b>	1:36.155	51.430	183.0	27:03.107
<b>75</b> Alexandre PINTO ST ELOI							<b>178</b> Danny WINSTANLEY IND						
1	3:28.472	1:00.508	1:36.488	51.476	170.1	3:28.472	1	3:19.987	55.773	1:33.762	<b>50.452</b>	183.4	3:19.987
2	3:25.642	57.316	1:36.636	51.690	159.8	6:54.114	2	3:18.177	54.461	1:33.206	50.510	176.2	6:38.164
3	3:25.223	57.076	1:36.846	<b>51.301</b>	173.4	10:19.337	3	3:18.064	<b>53.852</b>	1:33.742	50.470	185.2	9:56.228
4	3:26.719	57.594	1:36.186	52.939	153.7	13:46.056	4	3:18.914	54.489	1:33.938	50.487	172.5	13:15.142
5	3:33.410	57.417	1:36.283	59.710	163.4	17:19.466	5	<b>3:17.927</b>	54.278	<b>1:33.165</b>	50.484	175.3	16:33.069
6	3:37.572	1:09.301	<b>1:35.084</b>	53.187	163.7	20:57.038	6	3:17.989	54.203	1:33.221	50.565	179.4	19:51.058
7	<b>3:24.632</b>	<b>56.325</b>	1:36.127	52.180	151.8	24:21.670	7	3:18.465	54.380	1:33.297	50.788	173.7	23:09.523
8	3:26.383	56.909	1:35.630	53.844	166.7	27:48.053	8	3:18.211	54.116	1:33.513	50.582	173.1	26:27.734
<b>76</b> Philippe GOSSIAUX ST ELOI							<b>233</b> Sylvio BOSSI CCF						
1	3:45.908	1:09.239	1:41.111	55.558	142.0	3:45.908	1	4:03.828	1:21.913	1:43.392	58.523	129.3	4:03.828
2	3:33.060	59.561	1:39.485	54.014	147.0	7:18.968	2	3:40.480	1:02.748	1:42.171	55.561	135.8	7:44.308
3	3:30.039	57.955	1:38.869	53.215	158.9	10:49.007	3	3:37.735	1:02.417	1:40.204	55.114	136.3	11:22.043
4	3:28.519	57.677	1:38.375	52.467	154.1	14:17.526	4	3:29.300	56.801	1:38.766	<b>53.733</b>	162.2	14:51.343
5	3:26.127	56.708	1:37.008	<b>52.411</b>	168.8	17:43.653	5	<b>3:28.679</b>	<b>56.359</b>	<b>1:38.367</b>	53.953	150.9	18:20.022
6	3:25.763	56.938	<b>1:36.214</b>	52.611	162.0	21:09.416	6	3:31.672	58.626	<b>1:38.032</b>	55.014	153.7	21:51.694
7	<b>3:25.677</b>	<b>56.570</b>	1:36.288	52.819	172.0	24:35.093	7	3:32.838	58.501	1:39.037	55.300	148.6	25:24.532
8	3:26.514	56.850	1:36.899	52.765	159.4	28:01.607	8	3:30.691	57.321	1:39.054	54.316	162.0	28:55.223
<b>87</b> Yann GASPARIINI ST ELOI							<b>92</b> Olivier LOÏ ST ELOI						
1	4:00.106	1:16.985	1:43.221	59.900	136.6	4:00.106	1	3:37.249	1:03.952	1:39.640	53.657	144.9	3:37.249
2	3:36.329	58.620	1:41.000	56.709	158.7	7:36.435	2	3:25.488	56.882	1:36.677	51.929	156.8	7:02.737
3	3:32.815	58.775	1:39.577	54.463	167.0	11:09.250	3	<b>3:22.865</b>	56.067	1:34.950	<b>51.848</b>	158.7	10:25.602
4	3:32.803	58.596	1:39.606	54.601	168.0	14:42.053	4	3:24.061	56.189	1:35.700	52.172	164.2	13:49.663
5	3:29.561	57.387	1:37.641	54.533	167.0	18:11.614	5	3:25.277	56.132	1:36.752	52.393	148.0	17:14.940
6	3:28.263	<b>57.221</b>	1:37.261	53.781	165.4	21:39.877	6	3:31.205	1:04.064	<b>1:34.717</b>	52.424	170.4	20:46.145
7	<b>3:27.321</b>	57.672	<b>1:36.212</b>	<b>53.437</b>	171.2	25:07.198	7	3:24.028	<b>55.996</b>	1:36.007	52.025	160.1	24:10.173
8	3:28.039	58.037	1:36.393	53.609	161.5	28:35.237	8	3:25.000	56.522	1:36.495	51.983	158.9	27:35.173